LZR®-WIDESCAN

Motion, presence and safety sensor with virtual pull-cord functionality.

Hygienic Solution

Virtual pull-cord offers hands-free activation, reducing touchpoints



Adjustable Settings

Differentiate between pedestrian & vehicle traffic with a set minimum presence time



Multiple Pull-Cords

Program up to three pull-cords & modify as needed

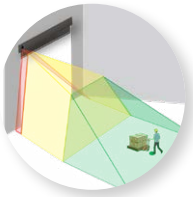

Additional Activation

Motion, presence & safety detection fields add functionality for opening

HANDS-FREE ACTIVATION

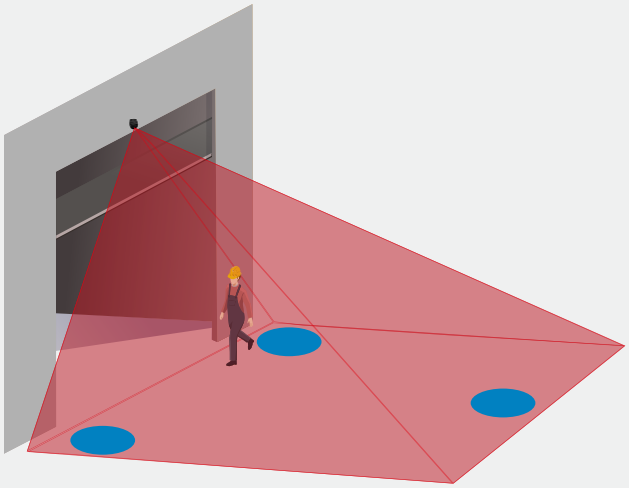

Virtual pull-cords offer hands-free activation without needing to add push buttons or other activation switches. By programming multiple virtual pull-cords, you can have designated activation spots for pedestrians and vehicles.

- Eliminate Ceiling Clutter
- Reduce Touchpoints
- Encourage Traffic Patterns

COMMON APPLICATIONS



Traffic Control

PULSE-ON-STOP ACTIVATION

In fast-paced environments, oncoming traffic can pose risks for both sides of the door. Encourage forklift traffic to slow down and come to a complete stop before activating the door.

Related Products:

- LZR-WIDESCAN

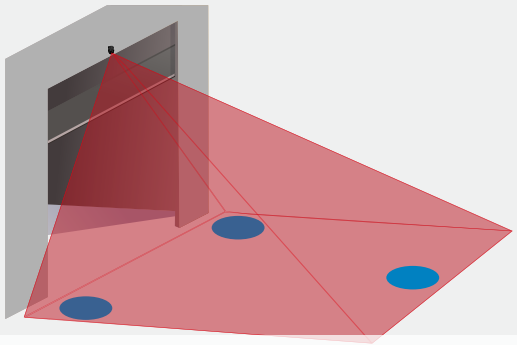

Connecting Sensors

SEQUENCING MODE

Add logic when installing LZR-WIDESCAN on both sides of the door. The logic module provides sequencing between the two sensors and door state.

Related Products:

- LZR-WIDESCAN (2 qty)
- BR3-X (Function 11)

TECHNICAL SPECIFICATIONS

Technology	LASER scanner, Time-of-Flight measurement (7 LASER curtains)
Detection Mode	Motion, presence, height, and speed
Max. Detection Field	
Width / Depth	1 x mounting height (adjustable depending on user settings)
Thickness of First Curtain	¼"
Typ. Mounting Height	6'6" – 30'
Typ. Minimum Object Size	6" @ 19'6" (in proportion to object distance)
Test Body Dimensions	27 ½" × 11 ¾" × 7 ¾"
Min. Reflectivity Factor	> 2% (of floor and object) (measured at max. 19'6" in safety field)
Emission Characteristics	
IR LASER	Wavelength 905 nm; output power 0.10 mW (CLASS 1)
Visible LASER	Wavelength 635 nm; output power 0.95 mW (CLASS 2)
Supply Voltage	12 – 24 VAC -10/+20% 12 – 30 VDC ±10% @ sensor terminal
Power Consumption	
Heating: Off	< 2.5 W
Heating: Eco or Auto	< 10 W, max 15 W
Response Time	Typ. 230 ms; max. 800 ms (depending on immunity settings)

Output	2 solid-state relays (galvanic isolation, polarity free) 24 VAC / 30 VDC (max. switching voltage) – 100 mA (max. switching current) - in switching mode: NO / NC - in frequency mode: pulsed signal (f= 100 Hz ±10%) 1 electro-mechanic relay (galvanic isolation, polarity free) 42 VAC / VDC (max. switching voltage) – 500 mA (max. switching current)
Input	30 VDC (max. switching voltage) low < 1 V high > 10 V (voltage threshold)
LED-Signal	2 tri-colored LEDS: Output status / Remote Control Response / Error Signals 1 Blue LED: Bluetooth status
Dimensions	7 ¾" (H) × 6" (W) × 4" (D) (approx.)
Material / Color	PC / ASA / Black
Rotation Angles on Bracket	45° to the right, 15° to the left (lockable)
Tilt Angles on Bracket	-10 – 5°
Degree of Protection	IP65
Temperature Range	-22 – 140 °F
Norm Conformity	IEC 61000-6-2, IEC 61000-6-3, IEC 60950-1, IEC 60825-1, ISO 13849-1 Pl "d"/ CAT2, IEC 62061 SIL 2, IEC 61496-1 ESPE Type 2

Watch our Warehouse Video

Product Questions?

Call BEA's Service Team:
1.800.523.2462