TRIM PLATE for 10STRIKECU ELECTRIC STRIKE
USER'S GUIDE

TRIM PLATES for ELECTRIC STRIKES

These Trim Plates can easily compensate for minor irregularities in the Lip Bracket cutout.

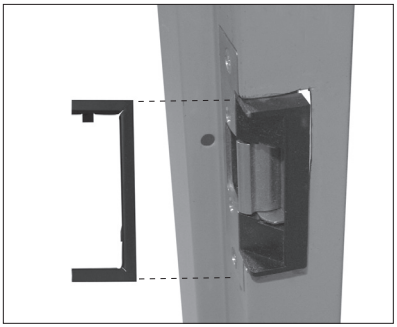

Position the Trim Plate on the frame cut-out to verify fit and coverage.

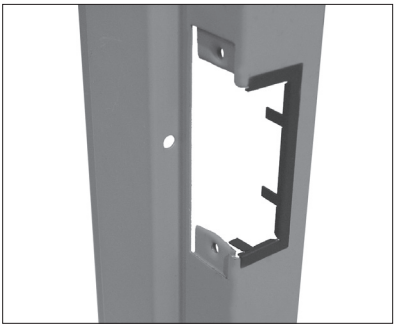

Adjust cut-out if required.



Bend the four tabs to hold the Trim Plate onto the frame.

For a tighter fit, pre-bend the two long flange tabs before sliding onto the frame where space allows.

Secure the strike to the frame as per strike installation instructions.

Company Contact

OPEN UP NEW HORIZONS
A HALMA COMPANY

Do not leave problems unresolved. If a satisfactory solution cannot be achieved after troubleshooting a problem, please call BEA, Inc. If you must wait for the following workday to call BEA, leave the door inoperable until satisfactory repairs can be made. Never sacrifice the safe operation of the automatic door or gate for an incomplete solution.

Our Service Technicians can be called 24 hours a day, 7 days a week. For more information visit www.beasensors.com.

For email support contact us at: Tech_Services@beainc.com			
Phone: 1-800-523-2462		Fax: 1-888-523-2462	
After Normal Business Hours			
West / Mexico 1-888-419-2564	Central 1-800-407-4545	AK, MI, WI, TX, Canada 1-866-836-1863	East 1-866-249-7937

BEA Inc. RIDC Park West 100 Enterprise Drive Pittsburgh, PA 15275
Phone: 412.249.4100 | Fax: 888.523.2462