



ACCESS CONTROL PUSH BUTTON

ILLUMINATED, PUSH TO EXIT BUTTON



PRIMARY APPLICATIONS



DESCRIPTION

BEA's Access Control Push Button is part of the request-to-exit product line, including presence sensors, power supplies, ruggedized pneumatic push buttons, heavy duty piezo buttons, access keypads, a complete range of maglocks and other devices designed for controlled access applications.

BEA's Access Control Push Button is an illuminated access control solution, consisting of a stainless steel faceplate and brightly-lit plastic button. It is appropriate for most indoor and low-ambient light applications.

FEATURES & BENEFITS

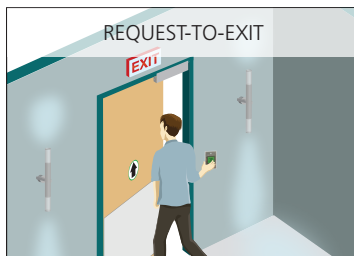
- Easily replaced 12 – 24 VAC / VDC light bulb, reducing whole-product replacement
- Stainless steel faceplate
- Vandal / tamper resistant design
- Tested to perform more than 1 million operations



BEA, Inc.
RIDC Park West
100 Enterprise Drive
Pittsburgh, PA 15275-1213

Customer Service: 800.523.2462
Technical Support: 800.407.4545
www.BEAinc.com

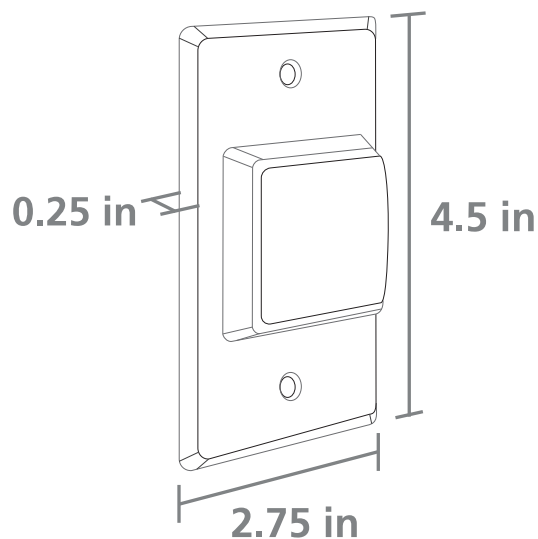
APPLICATIONS



TECHNICAL SPECIFICATIONS

Technology	Mechanical switch and light socket
Faceplate Dimensions	Single Gang - 2.75 in (W) × 4.5 in (H)
Visual Style	Illuminated Green button that signals activation, which can also be disabled
Materials	Stainless steel faceplate with tamper-resistant screws
Input Power	10 A @ 125 / 250 VAC
Time Range	Momentary switch, no delay
Bulb Power	
High Volt Bulb	60 mA @ 24 VDC (P/N C656)
Low Volt Bulb	190 mA @ 12 VDC (P/N CM-161)
Relay	SPDT, color coded wiring (Open / Closed)

DIMENSIONAL DRAWINGS



RELATED PRODUCTS



10ACPBSS1
SINGLE,
TEXT ONLY



10BOX24SGSM
STANDARD
SURFACE MOUNT
BOX

www.BEAinc.com

© 2017 BEA, Inc. All rights reserved.

ACCESS CONTROL PUSH BUTTON

ILLUMINATED, PUSH TO EXIT BUTTON

BEA, Inc.
RIDC Park West
100 Enterprise Drive
Pittsburgh, PA 15275-1213

Customer Service: 800.523.2462
Technical Support: 800.407.4545

