# MAGIC SWITCH® SURFACE-MOUNT BOXES

For MS31, MS41, and MS51 Series

SINGLE GANG



DOUBLE GANG



6" ROUND

JAMB

## PRECAUTIONS

- Shut off all power going to header before attempting any wiring procedures.
- Maintain a clean and safe environment when working in public areas.
- Constantly be aware of pedestrian traffic around the door area.
- Always stop pedestrian traffic through the doorway when performing tests that may result in unexpected reactions by the door.
- *ESD (electrostatic discharge)*: Circuit boards are vulnerable to damage by electrostatic discharge. Before handling any board, ensure you dissipate your body's ESD charge.
- Always check placement of all wiring before powering up to ensure that moving door parts will not catch any wires and cause damage to equipment.
- Ensure compliance with all applicable safety standards (i.e. ANSI A156.10) upon completion of installation.
- DO NOT attempt any internal repair of the components. All repairs and/or component replacements must be performed by BEA, Inc. Unauthorized disassembly or repair:
  1. May jeopardize personal safety and may expose one to the risk of electrical shock.
  2. May adversely affect the safe and reliable performance of the product resulting in a voided warranty.
- Do not use harsh cleaning agents to clean polycarbonate materials. Harsh cleaning agents (e.g. ammonia) can cause damage to these materials. BEA recommends using clean, lukewarm water and a soft, lint-free cloth to clean sensor windows and other polycarbonate surfaces on our products.

## MOUNTING THE BOX

Mount the box using the pilot hole locations. Do not drill outside of the pilot hole locations.

If a wire conduit is required, you may also use any of the pilot hole locations.

**Note:** To achieve an IP65 rating, you must apply silicone to any drilled holes.

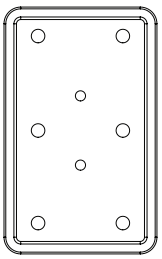

*SINGLE GANG*

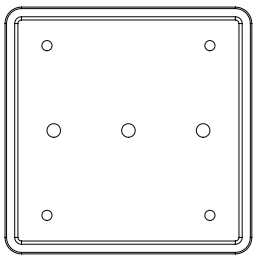

*DOUBLE GANG*

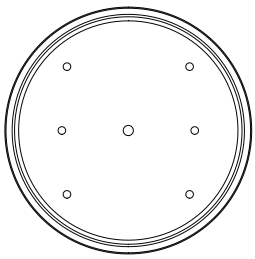

*ROUND*

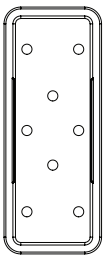

*JAMB*

**OPTIONAL:** If a wireless transmitter is being used, you may simply place it in the box after connecting the leads from it to the terminals on the touchless switch (see applicable MAGIC SWITCH® User's Guide for more information).

If desired, you may use the Velcro® provided with the transmitter to more firmly secure to the box.

## MAGIC SWITCH® + Transmitter Accommodations



SINGLE GANG

| | 10TD433PB9V | 10TD433PB3V | 10TD900PB | 10TD900TR |
|---|---|---|---|---|
| MS31 | ✓ | ✓ | ✓ | ✓ |
| MS41 | ✗ | ✗ | ✓ | ✓ |
| MS51 | ✓ | ✓ | ✓ | ✓ |



DOUBLE GANG

| | 10TD433PB9V | 10TD433PB3V | 10TD900PB | 10TD900TR |
|---|---|---|---|---|
| MS31 | ✓ | ✓ | ✓ | ✓ |
| MS41 | ✓ | ✓ | ✓ | ✓ |
| MS51 | ✓ | ✓ | ✓ | ✓ |



6" ROUND

| | 10TD433PB9V | 10TD433PB3V | 10TD900PB | 10TD900TR |
|---|---|---|---|---|
| MS31 | ✓ | ✓ | ✓ | ✓ |
| MS41 | ✓ | ✓ | ✓ | ✓ |
| MS51 | ✓ | ✓ | ✓ | ✓ |

JAMB

| | 10TD433PB9V | 10TD433PB3V | 10TD900PB | 10TD900TR |
|---|---|---|---|---|
| MS31 | ✗ | ✓ | ✓ | ✓ |
| MS41 | ✗ | ✓ | ✗ | ✓ |
| MS51 | ✗ | ✓ | ✗ | ✓ |

## BEA, INC. INSTALLATION/SERVICE COMPLIANCE EXPECTATIONS

BEA, Inc., the sensor manufacturer, cannot be held responsible for incorrect installations or incorrect adjustments of the sensor/device; therefore, BEA, Inc. does not guarantee any use of the sensor/device outside of its intended purpose.

BEA, Inc. strongly recommends that installation and service technicians be AAADM-certified for pedestrian doors, IDA-certified for doors/gates, and factory-trained for the type of door/gate system.

Installers and service personnel are responsible for executing a risk assessment following each installation/service performed, ensuring that the sensor/device system performance is compliant with local, national, and international regulations, codes, and standards.

Once installation or service work is complete, a safety inspection of the door/gate shall be performed per the door/gate manufacturer's recommendations and/or per AAADM/ANSI/DASMA guidelines (where applicable) for best industry practices. Safety inspections must be performed during each service call – examples of these safety inspections can be found on an AAADM safety information label (e.g. ANSI/DASMA 102, ANSI/DASMA 107, UL294, UL325, and International Building Code).

Verify that all appropriate industry signage, warning labels, and placards are in place.