



EAGLE

MOTION SENSOR FOR AUTOMATIC DOORS



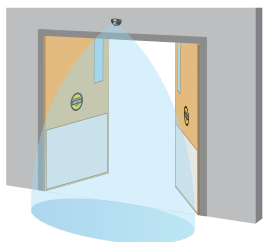
DESCRIPTION

BEA's **EAGLE** is designed for the activation of automatic pedestrian doors and is universally compatible with all makes and models of swinging, sliding, and revolving automatic doors.


This motion sensor features unidirectional radar which increases energy efficiency by detecting approaching traffic while ignoring motion away from the door.

BEA offers a wide variety of **EAGLE** installation accessories to accommodate your mounting needs, including a spacer accessory with an integrated camera.

APPLICATIONS



Simultaneous pair

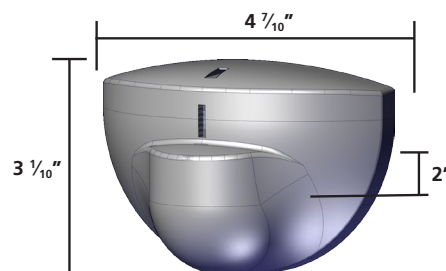


Revolving

TECHNICAL SPECIFICATIONS

Technology	Microwave and microprocessor
Detection Mode	Motion
Transmitter Frequency	24.150 GHz
Transmitter Radiated Power	< 20 dBm EIRP
Transmitter Power Density	< 5mW / cm ²
Minimum Detection Speed	2 in / s (measuring based on optimal conditions)
Mounting Height	6' – 13'
Supply Voltage	12 – 24 VAC ±10% 12 – 24 VDC 30% / -10%
Mains Frequency	50 – 60 Hz
Maximum Power Consumption	< 2 W
Output	Relay (free of potential change-over contact)
Max. Contact Voltage	42 VAC / VDC
Max. Contact Current	1 A (resistive)
Max. Switching Power	30 W (DC) / 60 VA (AC)
Cable Length	8'
Degree of Protection	IP54
Temperature Range	-4 – 131 °F
Dimensions	4.7" (L) × 3.1" (H) × 2.0" (W)
Material	ABS
Weight	7.6 oz
Tilt Angles	0 – 90° vertical; -30 – 30° lateral
Norm Conformity	R&TTE 1999 / 5 / EC; LVD 2006 / 95 EC, RoHs 2 2011 / 65 / EU

DIMENSIONS



DISCLAIMER Information is supplied upon the condition that the persons receiving it will make their own determination as to its suitability for their purposes prior to use. In no event will BEA be responsible for damages of any nature whatsoever resulting from the use of or reliance upon information from this document or the products to which the information refers. BEA has the right without liability to change descriptions and specifications at any time.

WWW.BEASENSORS.COM



BEA AMERICAS / RIDC Park West / 100 Enterprise Drive / Pittsburgh, PA
T 1-800-523-2462 / F 1-888-523-2462 / E info-us@BEAsensors.com

A Halma company