



# 4.75 INCH SQUARE PUSH PLATES

STAINLESS STEEL ACTUATORS

## LEARN MORE

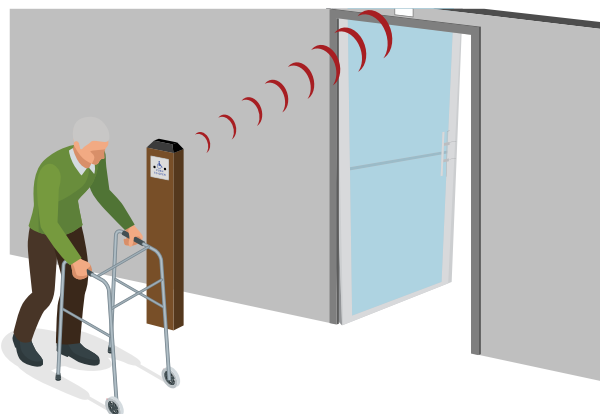


click or scan

## DESCRIPTION

BEA's **4.75 INCH SQUARE PUSH PLATES** improve overall door access, enhance accessibility for those with limited mobility or disabilities and seamlessly integrate with an automatic door's activation.

These ADA-compliant push plates are available in a variety of popular design options, including alternative accessibility artwork. This product may be hard wired to the door operator or connected to BEA's line of wireless transmitters.



## Robust Design

1/16 inch thick stainless steel for maximum durability

## Vandal Resistant

Concealed fasteners to minimize vandalism

## Available In Complete Kits

Complete kits available including plates, mounting boxes and optional wireless devices for ease of ordering



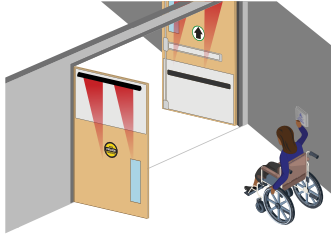
## Enhances Accessibility

ADA-compliant push plates are available in a variety of popular face-plate graphic options

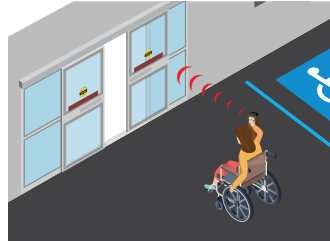
## Highly Compatible And Customizable

Compatible with both surface and flush mount boxes; various text, graphic and logo options available

## APPLICATIONS



Low Energy Doors



Wireless Compatibility



Request-To-Exit

## TECHNICAL SPECIFICATIONS

<b>Faceplate Material</b>	16 gauge, 304 2B Stainless Steel
<b>Backplate Material</b>	1/8" thick, Aluminum
<b>Mounting Screws</b>	Stainless Steel, 6-32 x 1" & 8-32 x 1" Allen Head Size: 5/64
<b>Cherry Switch</b>	Single-pole, 15 A, COM / NO / NC, UL Recognized
<b>Compatible Wireless Frequencies</b>	900, 433, or 300 MHz

## PRODUCT SERIES

<p><b>10PBS</b> 4.75" Square - "Push to Open" text only</p>	<p><b>10PBS1</b> 4.75" Square - "Push to Open" text &amp; handicap logo</p>	<p><b>10PBSLL</b> 4.75" Square - Handicap logo only</p>
<p><b>10PBS10</b> 4.75" Square - Plain face</p>	<p><b>10PBSE</b> 4.75" Square - "Push to Exit" text only</p>	<p><b>10PBS1B</b> 4.75" Square - "Push to Open" text &amp; handicap logo - White text on blue plate</p>
<p><b>10PBS1SB</b> 4.75" Square - "Push to Open" text &amp; handicap logo - Blue text on satin brass plate</p>	<p><b>10PBS1AL</b> 4.75" Square - "Push to Open" text &amp; alternate handicap logo</p>	

<b>20.0044</b>	Screw kit for all 4 3/4" square plates include: (2) #6 and (2) #8 screws (2) flag connectors (1) hex key
<b>10BOX475SQFM</b>	PBS series flush mount box (4 3/4" square)
<b>10BOX475SQSM</b>	PBS series surface mount box (4 3/4" square)
<b>10WRSQ475</b>	PBS series weather ring (4 3/4" square)

**DISCLAIMER** Information is supplied upon the condition that the persons receiving it will make their own determination as to its suitability for their purposes prior to use. In no event will BEA be responsible for damages of any nature whatsoever resulting from the use of or reliance upon information from this document or the products to which the information refers. BEA has the right without liability to change descriptions and specifications at any time.

[WWW.BEASENSORS.COM](http://WWW.BEASENSORS.COM)



BEA AMERICAS / RIDC Park West / 100 Enterprise Drive / Pittsburgh, PA  
T 1-800-523-2462 / F 1-888-523-2462 / E info-us@BEAsensors.com

A Halma company