



900 MHZ FAMILY

LONG RANGE WIRELESS TRANSMITTERS
AND RECEIVER



LEARN MORE



▲ click or scan

TECHNOLOGY



CERTIFICATIONS



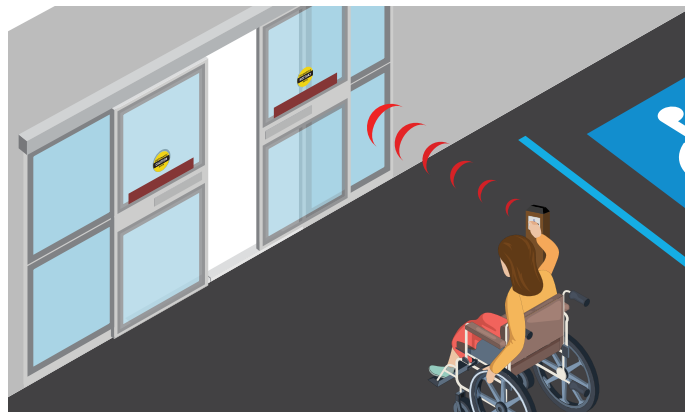
DESCRIPTION

BEA's **900 MHZ FAMILY** compact transmitters and receiver allow wireless activation of any door control. FCC Part 15 certification ensures proper compliance with federal radio frequency regulations.

900 MHz wireless technology provides greater line-of-sight transmission distance than legacy wireless frequencies. It also provides better penetration of obstacles such as walls, partitions, doors or low-emissivity glass.

BEA's **900 MHZ FAMILY** series of wireless devices includes the touchless retrofit transmitter for easy upgrade of touch push plates to touchless solutions, which typically require additional wires to be run for installation.

The **900 MHZ FAMILY** industrial series offers a line of IP65 rated hand-held transmitters, ideal for industrial environments. This family also has a convenient beltclip accessory.



Signal Strength Indicator

Multi-color LEDs on receiver provide installer with visual notification of signal strength and activation status

Consistent Transmission

Frequency hopping allows consistent transmission in areas with other 900 MHz devices

Enhances Accessibility

Offers a means of activation for those with limited mobility or disabilities

Variety Of Accessories

1, 2, 3, and 4 button handheld transmitters provide flexibility where multiple receivers are used

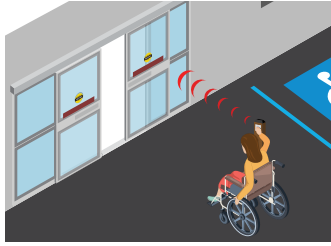
Extended Hold Functionality

Extended hold and toggle/pulse functionality is integrated for various application needs

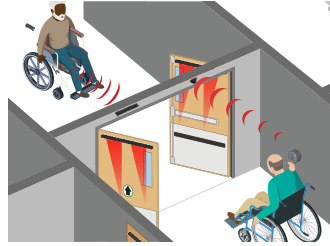
Learn Modes

Delay and no-delay learn modes provide either instant or delayed activation for the sequencing of doors

APPLICATIONS



Wireless Actuators



Limited Mobility

TECHNICAL SPECIFICATIONS

Frequency	908 – 918 MHz (Frequency Hopping)	
Radio Control Type	Digital	
Power Consumption		
Standard	30mA (TX) / 40mA (RX)	
Industrial	13mA (TX) / 40mA (RX)	
Retrofit	22 mA	
Universal	30mA	
Supply Voltage	12 – 24 VAC / VDC	
Contact Rating	1.0 A @ 30 VDC 0.3 A @ 60 VDC 0.5 A @ 125 VAC	
Operating Temperature	14 – 131 °F (-10 – 55 °C)	
Transmitter Capacity (per receiver)		
Programmable (standard)	75	
Universal	Unlimited	
LEDs	Receivers: Red (Receiver learn) Blue (Relay activation) Tri-color (Signal strength)	Transmitters: Red = Transmitting Red Blinking = Low Battery
Dimensions		
Transmitter	Standard Handheld: 2 3/4" (W) x 1 1/50" (D) x 1 1/25" (H) Standard Push-Plate Transmitter: 1 3/4" (W) x 1" (D) x 3/10" (H) Industrial Handheld: 1 1/2" (W) x 3" (D) x 1/2" (H) Retrofit: 1 18/25" (W) x 1 3/50" (D) x 3/25" (H)	
Receiver	RD900: 2 1/2" (W) x 2" (D) x 3/4" (H)	
Norm Conformity	All: FCC, IC Industrial Handheld: IP65	

*BEA's 900 MHz UNIVERSAL TRANSMITTERS function directly out of the box. No programming required, saving time and enhancing accessibility.

**Compatible with 10RD900 and 10BR2-900 modules

***Not intended for security applications

PRODUCT SERIES

 <p>10RD900 900 MHz receiver module</p>	 <p>10TD900HHX 1 – 4 Button standard handheld transmitters</p>	 <p>10TD900INDHXX 1 – 4 Button IP65 rated handheld transmitters</p>
 <p>10BELTCLIP Industrial transmitter beltclip accessory</p>	 <p>10TD900PB 900 MHz hardwired transmitter</p>	 <p>10TD900TR 900 MHz retrofit transmitter</p>
 <p>10BR2-900 2-Relay logic module</p>	 <p>10TD900HH1U Universal transmitter*</p>	

DISCLAIMER Information is supplied upon the condition that the persons receiving it will make their own determination as to its suitability for their purposes prior to use. In no event will BEA be responsible for damages of any nature whatsoever resulting from the use of or reliance upon information from this document or the products to which the information refers. BEA has the right without liability to change descriptions and specifications at any time.

WWW.BEASENSORS.COM



BEA AMERICAS / RIDC Park West / 100 Enterprise Drive / Pittsburgh, PA
 T 1-800-523-2462 / F 1-888-523-2462 / E info-us@BEAsensors.com

A Halma company