



IS40 / IS40XL

MOTION & PRESENCE SENSOR FAMILY
FOR INDUSTRIAL DOORS



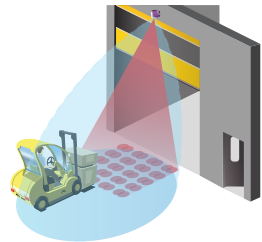
DESCRIPTION

BEA's **IS40 / IS40XL** are dual technology sensors designed to provide motion and presence detection in industrial applications.

The standard **IS40** can be mounted from 8 feet to 16 feet to fit any industrial application. For lower mounting heights, BEA's **IS40XL** can be mounted from 6 ½ feet to 11 ½ feet.

Housed in a rugged IP65 rated enclosure, the **IS40 / IS40XL** will operate in harsh environments, capable of withstanding damage caused by wind-blown dust and rain and hose-directed water.

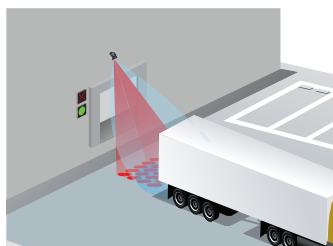
APPLICATIONS



IS40: Industrial Mounting Heights



IS40XL: Lower Mounting Heights



40 IR Spots Accurately Trigger Signals

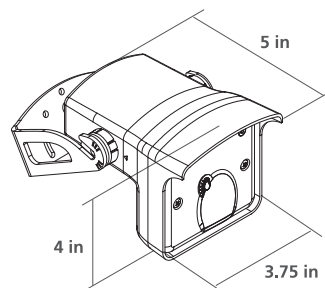
TECHNICAL SPECIFICATIONS

Technology	Microwave Doppler Radar	Active Infrared
Detection Mode	Motion	Presence
LED Signal	Green (Activation Relay)	Red (Presence Relay)
Transmitter Frequency / Wavelength	24.150 GHz	875 nm
Transmitter Power Density	< 5mW / cm ²	< 250 mW / m ²
Max. Detection Field		
IS40	13' x 16 ½'	10' x 10'***
IS40XL	13' x 6 ½'*	7 ½' x 7 ½'***
Output Hold Time	0.5 s – 9 s	0.5 s
Min. Detection Speed	2 in / s	0 in / s to activate detection
Tilt Angle	-8 – 22° (Relative to sensor face)	15 – 45°
Mains Frequency	50 – 60 Hz	
Power Consumption	< 3.5 W	
Output	2 relays (free of potential change-over contact)	
Max. Contact Voltage	42 VAC / VDC	
Max. Contact Current	1 A (resistive)	
Max. Switching Power	30 W (DC) / 48 VA (AC)	
Installation Height		
IS40	8 – 16'	
IS40XL	6 ½ – 11 ½'	
Temperature Range	-22 – 140 °F	
Dimensions	3 ¾" (W) x 4" (H) x 5" (L)	
Material	ABS & Polycarbonate	
Cable Length	32'	
Degree of Protection	NEMA 4 / IP65	
Norm Conformity	R&TTE: 1999 / 5 / EC; EMC 2004 / 108 / EEC	

*Determines field size

**Measured at 30° / Field size 9 / Mounting Height: 16', XL: 11 ½'

***Zone detected with the Spotfinder, ie slightly larger than the effective detection field



DISCLAIMER Information is supplied upon the condition that the persons receiving it will make their own determination as to its suitability for their purposes prior to use. In no event will BEA be responsible for damages of any nature whatsoever resulting from the use of or reliance upon information from this document or the products to which the information refers. BEA has the right without liability to change descriptions and specifications at any time.

WWW.BEASENSORS.COM



BEA AMERICAS / RIDC Park West / 100 Enterprise Drive / Pittsburgh, PA
T 1-800-523-2462 / F 1-888-523-2462 / E info-us@BEAsensors.com

A Halma company