




MAGIC SWITCH® RESTROOM KITS

TOUCHLESS RESTROOM KITS FOR SINGLE-OCCUPANCY,
NORMALLY LOCKED/UNLOCKED RESTROOMS



BEA's **MAGIC SWITCH® RESTROOM KITS** utilize microwave technology to provide a reliable touchless activation and locking solution for single-occupancy restrooms, promoting germ-free, hassle-free accessibility without compromising privacy.

Multiple kits are available to accommodate restroom environments with or without dedicated power supply. Versions including power supply offer a pre-wired solution with a **BR3-X** logic module integrated in a UL294-compliant power supply cabinet, reducing installation time and cost.

BEA's **MS42** enables touchless door operation with wave-to-open and wave-to-lock functionalities, reducing touchpoints inside and outside of the restroom. The red/green LEDs and audible alerts indicate if the restroom is in use and also the door lock status. Kit options include your choice of single or double gang plates to fit your application.

BEA's **MAGIC SWITCH® Family** provides highly accessible and germ-free door activation without physical contact, for the health and wellbeing of end users.

Hands-free Operation

BEA's MS42 microwave actuator reduces touchpoints and provides reliable activation and locking functionality for users

Ease of Installation

Pre-wired BR3-X comes integrated in the UL294-listed power supply cabinet for quick installation

Convenient, One-Box Solution

Pre-configured kits make ordering and stocking a breeze

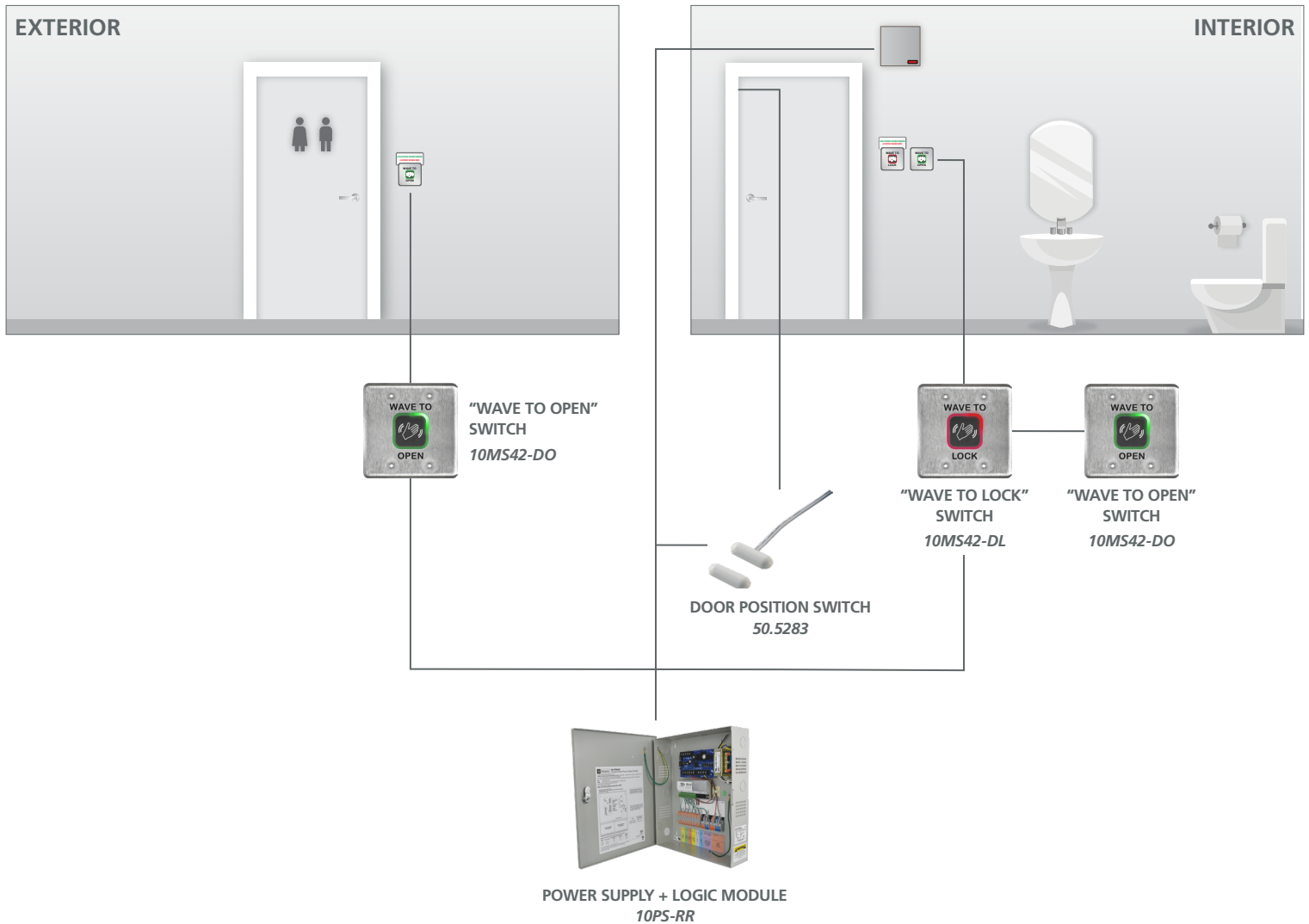
Fast Setup and Finetuning

Convenient remote control programming eliminates manual sensor adjustments, saving time and streamlining installation

SELECT YOUR SOLUTION

BEA's portfolio of restroom kit solutions are designed to meet your application needs whether it's new construction or retrofitting an existing restroom, to meet local and/or national building codes.

SINGLE-OCCUPANCY RESTROOMS WITHOUT EXISTING POWER SUPPLY



PRODUCT SERIES



10MSRR-SGPS

Touchless restroom kit, with power supply – single gang

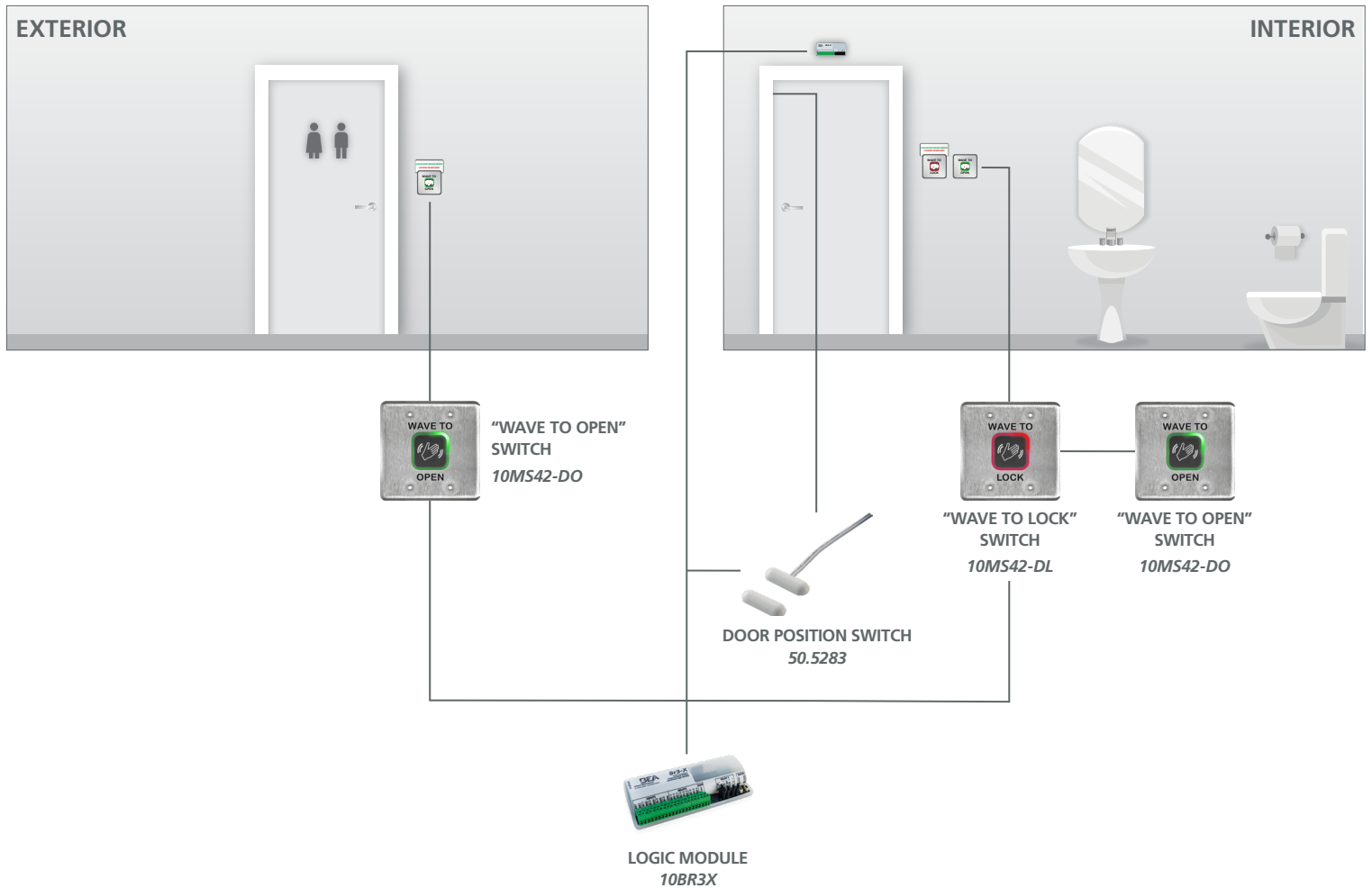


10MSRR-DGPS


Touchless restroom kit, with power supply – double gang

(shown above)

SINGLE-OCCUPANCY RESTROOMS WITH EXISTING POWER SUPPLY




PRODUCT SERIES



10MSRR-S

Touchless restroom kit, without power supply – single gang



10MSRR-D

Touchless restroom kit, without power supply – double gang
(shown above)

TECHNICAL SPECIFICATIONS

POWER SUPPLY ENCLOSURE

Agency listings	UL294, cUL, CSFM, MEA, NFPA 101
Input	115VAC, 60Hz, 0.6A.
Output	12VDC or 24VDC 1.75A continuous
Supervision	AC fail supervision Dry trigger output
Fire alarm interface	Dry trigger input
Visual indicators	AC input and DC output LED indicators
Enclosure dimensions	13.5" x 13" x 3.25" (342.9mm x 330.2mm x 82.6mm)

LOGIC MODULE

Supply voltage	12 – 24 VAC/VDC ±10%
Current consumption	30 – 130 mA (DRY output)
Temperature rating	-15 – 150 °F (-26 – 150 °C)

If powered by AC voltage and using WET output to convert to DC voltage and current draw of device is greater than 0.9 A, the upper temperature range is 130 °F (54 °C).

Input	
Input 1, 2, 3, 4	DRY contact
WET input	5-24 VAC/VDC ±10%
Contact rating	
relay 1 (DRY)	3 A @ 24 VAC or 30 VDC
relay 1 (WET)	1 A
relay 2	3 A @ 24 VAC or 30 VDC
relay 3	1 A @ 24 VAC or 30 VDC
Dimensions	5.2" x 2.2" x 1" (133 mm x 55 mm x 25 mm)
Housing	ABS - white translucent

MS42

Technology	microwave motion sensor
Radiated frequency	24.150 GHz
Detection range	4 – 24" (adjustable)
Supply voltage*	12 – 24 VAC ±10% 12 – 24 VDC +30% / -10%
Power consumption	< 1.5W
Output*	Electronic relay (galvanic isolation - polarity free)
max. voltage	42 VDC / 30 VAC
max. current	100 mA
Temperature range	-20 – 55 °C
IP rating	IP55
Certification	EMC: 2004/108/EC FCC: G9B-210161 IC: 4680A-210161

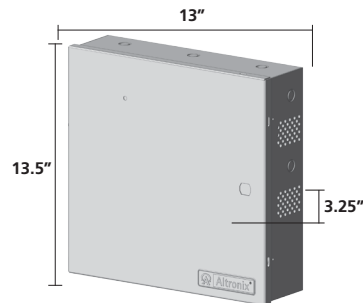
* External electrical sources must be within specified voltages (max 15 W) and ensure double insulation from primary voltages.

DOOR POSITION SWITCH

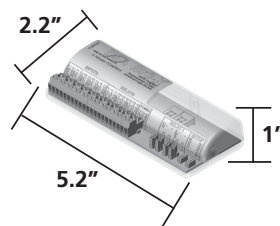
Gap distance	0.43"
Loop	open
Reed form	N.C.
Max. contact rating	3 W
Max. initial contact resistance	100 mΩ
Max. switching voltage	30 VAC/VDC
Max. switching current	0.2 A
Color	white
Leads length	12", 22 AWG
Contact size	1.1" (L) x 0.37" (W) x 0.19" (H)

COMPONENT DIMENSIONS

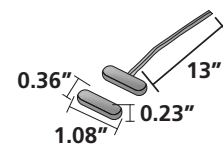
POWER SUPPLY ENCLOSURE



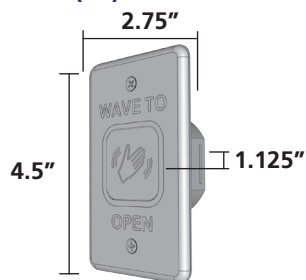
LOGIC MODULE



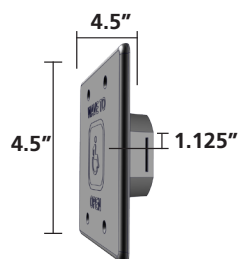
DOOR POSITION SWITCH



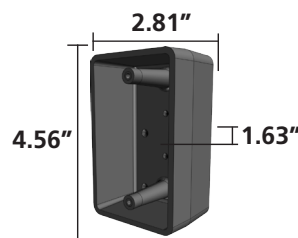
MS42 (SG)



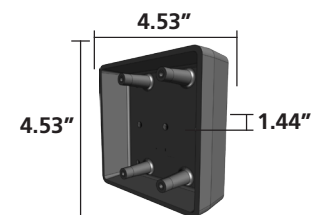
MS42 (DG)



BOX (SG)



BOX (DG)



DISCLAIMER Information is supplied upon the condition that the persons receiving it will make their own determination as to its suitability for their purposes prior to use. In no event will BEA be responsible for damages of any nature whatsoever resulting from the use of or reliance upon information from this document or the products to which the information refers. BEA has the right without liability to change descriptions and specifications at any time.

WWW.BEASENSORS.COM



BEA AMERICAS / RIDC Park West / 100 Enterprise Drive / Pittsburgh, PA
T 1-800-523-2462 / F 1-888-523-2462 / E info-us@BEAsensors.com

A Halma company