



PHOENIX EX™

MOTION SENSOR WITH EXPLOSION-PROOF /
FLAME-PROOF HOUSING FOR INTRUSION PROTECTION



LEARN MORE



▲ click or scan

TECHNOLOGY



CERTIFICATIONS



DESCRIPTION


BEA's **PHOENIX EX™ Family** combines a microwave motion detection sensor in an explosion-proof / flame-proof housing, which is ideal for use in unique environments such as chemical manufacturing, petroleum refining and military facilities.

The **PHOENIX EX™ Family** is designed to detect within a desired area for security or intrusion detection, warning indication and automation. When tied into a security system, the **PHOENIX EX™ Family** offers a monitoring feature via

end-of-line resistors. These resistors provide unique output states, which allow differentiation between an motion detection signal and/or an interruption in functionality due to tampering of the device.

The explosion-proof / flame-proof housing is a waterproof-rated enclosure designed as an IP66 housing. This housing achieves UL Class I, Div. 1, Groups B, C, D; Class II, Div. 1 & 2, Groups E, F, G; and Class III***.

***Adalet / Scott Fetzer Co., UL Listing #E81696

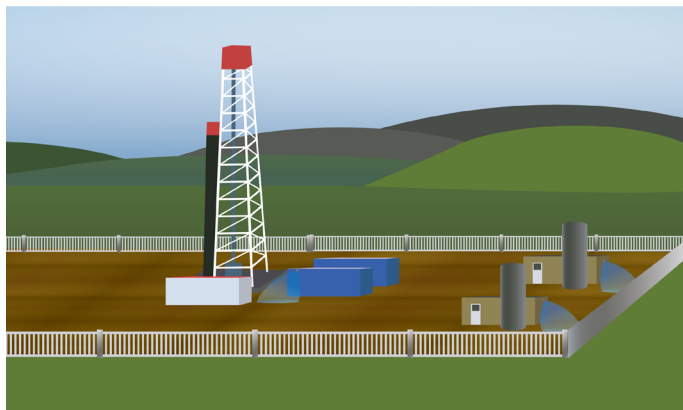


Energy Conservation

Bidirectional, unidirectional approach and unidirectional depart microwave detection options

Tamper Proof

Integrated tamper alert switch and customizable end-of-line resistors



Certified Housing

Explosion-proof / flame-proof housing weighs 11 pounds

Customizable Detection Angle

Tilt adjustment angle: -90 to 30° in elevation

TECHNICAL SPECIFICATIONS

TECHNOLOGY / PERFORMANCE

Technology:	microwave doppler radar
Mounting height:	
EX	11 1/2 – 23'
EX XL	6.5 – 11 1/2'
EX WIDE	11 1/2 – 21'
Detection zone:	(typical at 30° and field size 9)
EX	at 16': 13 x 16'
EX XL	at 8 13/64': 13 x 6 1/2'
EX WIDE	at 21': 30 x 11'
Min. detection speed:	2 in/s (measured in optimal conditions)
Tilt adjustment angle:	-90 – 30° in elevation
ELECTRICAL	
Supply voltage:	12 – 24 VAC ±10% 12 – 24 VDC +30% / -10%
Transmitter frequency:	24.150 GHz
Transmitter radiated power:	< 20 dBm EIRP
Transmitter power density:	< 5 mW/cm ²
Output:	relay (free of potential change-over contact)
max. contact voltage	42 VAC / VDC
max. contact current	1 A (resistive)
max. switching power	30 W (DC); 60 VA (AC)
Output*:	end-of-line resistor(s)**
max. switching power	1/8 Watt
Mains frequency:	50 – 60 Hz
Max. power consumption:	< 2W
Anti-tamper (EX versions):	1) product anti-tamper (magnetic switch within cover, alerts when cover is unscrewed) 2) application-based anti-tamper (tamper alert via end-of-line resistor)
Anti-tamper (EX-IT versions):	product anti-tamper (magnetic switch within cover, alerts when cover is unscrewed)

PHYSICAL

Temperature range:	-22 – 140 °F
Housing certification:	(Adalet / Scott Fetzer Co., UL Listing # E81696) UL Class I, DIV 1 Group BCD; Class II, DIV 1 Group EFG; Class III; NEMA Type 4X; IP66; UL 1203; CSA C22.2 No.30&CSA C22.2 No.25 FM 3615; ATEX (FLAMEPROOF - DEMKO), Ex d IIC, IEC60529
Dimensions:	9 in (L) x 7.5 in (W) x 5.5 in (H)
Materials:	Copper-free aluminum (housing) Powder-coated steel (bracket)
Weight:	11 lbs
Cable length:	100'
Cable diameter:	
EX	7/32" (5-conductor cable)
EX-IT	15/64" (7-conductor cable)
Electrical Access:	3/4" NPT pipe thread

COMPLIANCE

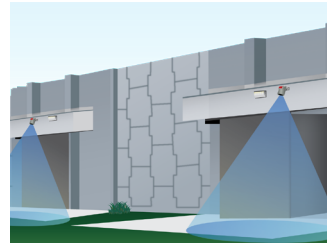
Compliance R&TTE 1999/5/EC; EMC 2004/108/EC

* output ratings may vary depending on optional end-of-line resistor values

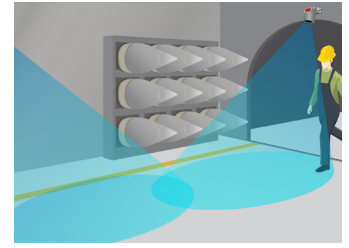
** optional for EX-IT versions

DISCLAIMER Information is supplied upon the condition that the persons receiving it will make their own determination as to its suitability for their purposes prior to use. In no event will BEA be responsible for damages of any nature whatsoever resulting from the use of or reliance upon information from this document or the products to which the information refers. BEA has the right without liability to change descriptions and specifications at any time.


APPLICATIONS



Military Bunkers



Munitions Storage



Compressor Station



Maintenance Facility

PRODUCT SERIES



10PHOENIXEX100	Standard mounting heights
10PHOENIXEXXL100	Low mounting heights
10PHOENIXEXW100	Wide detection fields
10PHOENIXEX-IT100	Standard mounting heights
10PHOENIXEXXL-IT100	Low mounting heights
10PHOENIXEXW-IT100	Wide detection fields

ACCESSORIES



10REMOTE
BEA universal remote control

WWW.BEASENSORS.COM



BEA AMERICAS / RIDC Park West / 100 Enterprise Drive / Pittsburgh, PA
T 1-800-523-2462 / F 1-888-523-2462 / E info-us@BEAsensors.com

A Halma company