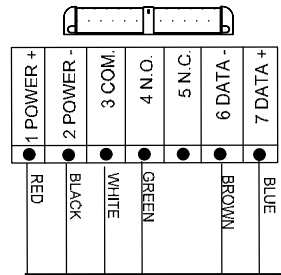


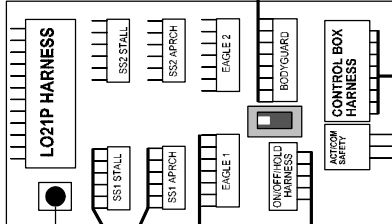
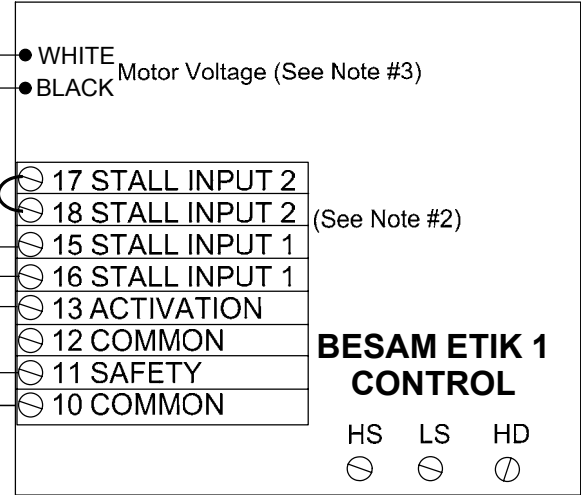
BODYGUARD (See Note #4)



ORANGE
BROWN

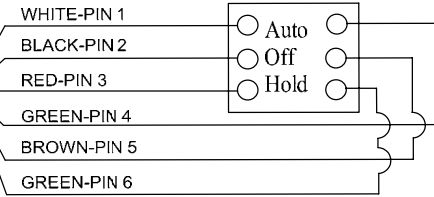


RED MOTOR +
BLACK MOTOR -
YELLOW/SS2 STALL/N.O.
BLUE/SS2 STALL/COM.
GRAY/SS1 STALL/N.O.
PURPLE/SS1 STALL/COM.

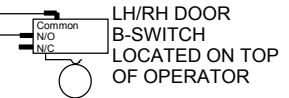


GREEN-ACTIVATION AT DOOR CONTROL
YELLOW-SAFETY AT DOOR CONTROL
WHITE-COMMON AT DOOR CONTROL

ON/OFF/HOLD HARNESS


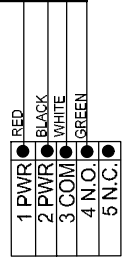
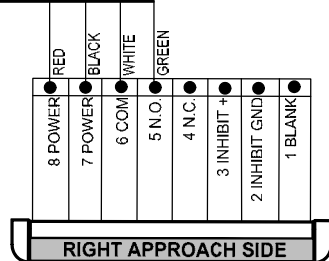
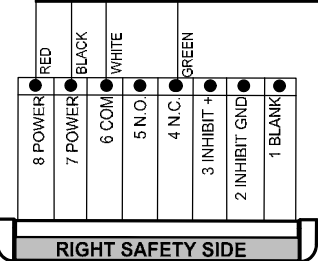


(See Note #1)



SAFETY DOOR #1

APPROACH DOOR #1



EAGLE

- NOTES: 1) WHEN REQUIRED, SET B-SWITCH TO NORMALLY OPEN PIN AND VERIFY IT CLOSES AT APPROX. 65-70 DEGREES.
 2) INSTALL A JUMPER WIRE ON PINS 17 & 18 IF SINGLE DOOR. WIRE SAFETY SIDE SUPERSkans N.C. ON TERMINAL 4 & 6
 3) RH MOTOR SHOWN, REVERSE MOTOR SWITCH ON PARALLINK FOR LH MOTOR.
 4) BODYGUARD MUST BE PROGRAMMED TO RELAY VALUE 2. DEFAULT IS 1.

IF AFTER TROUBLESHOOTING A PROBLEM, A SATISFACTORY SOLUTION CANNOT BE ACHIEVED, PLEASE CALL B.E.A., INC. FOR FURTHER ASSISTANCE DURING EASTERN STANDARD TIME AT 1-800-523-2462 FROM 8AM - 5PM. FOR AFTER-HOURS, CALL EAST COAST: 1-866-836-1863 OR 1-800-407-4545 / MID-WEST: 1-888-308-8843 / WEST COAST: 1-888-419-2564. DO NOT LEAVE ANY PROBLEM UNRESOLVED. IF YOU MUST WAIT FOR THE FOLLOWING WORKDAY TO CALL B.E.A., LEAVE THE DOOR INOPERABLE UNTIL SATISFACTORY REPAIRS CAN BE MADE. NEVER SACRIFICE THE SAFE OPERATION OF THE AUTOMATIC DOOR OR GATE FOR AN INCOMPLETE SOLUTION. WEB: WWW.BEASENSORS.COM

BEA
 We open up New Horizons
 A HALMA GROUP COMPANY
 100 ENTERPRISE DRIVE
 PITTSBURGH, PA 15275
 PHONE: (412) 249-4100
 FAX: (412) 249-4101
 EMAIL: www.beasensors.com

TITLE: PARALLINK, BESAM SWINGMASTER ETIK 1 CONTROL

SIZE: A	DRAWN BY: KJG	REV BY: TUC	PART NO: 80.0218.01
	SCALE: NONE	DATE: 19SEP2005	SHEET 1 OF 1