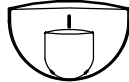
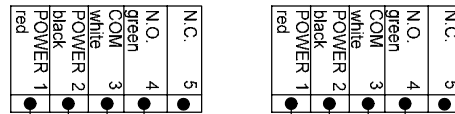
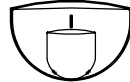


INTERIOR EAGLE

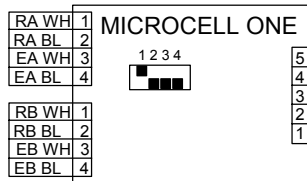
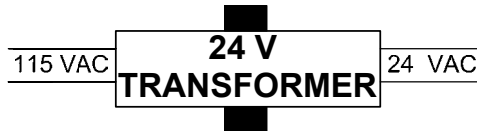
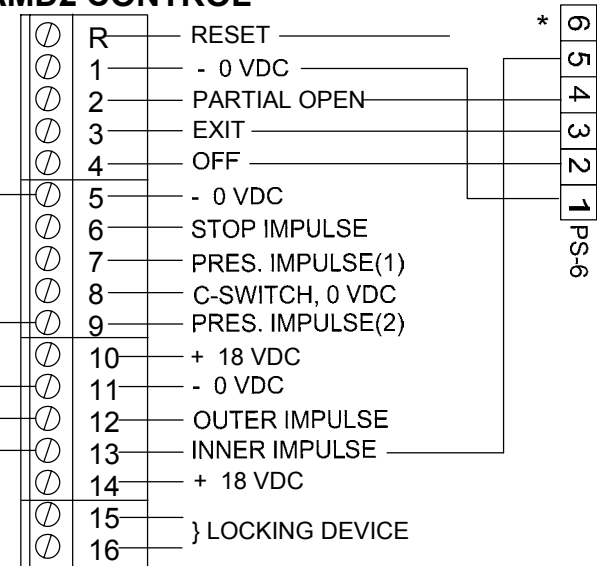


EXTERIOR EAGLE

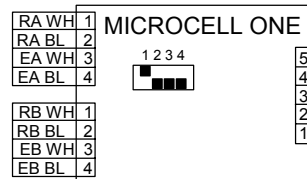


* OPTIONAL - CONNECT TO RESET (TB1 R) IF REQ'D.

AMD2 CONTROL



* RECEIVER (A), EMITTER (A)
RECEIVER (B), EMITTER(B)
WH= WHITE, BL= BLACK



* RECEIVER (A), EMITTER (A)
RECEIVER (B), EMITTER(B)
WH= WHITE, BL= BLACK

NOTES: 1) A JUMPER MUST BE INSTALLED IN PINS 9,12 ON CONTROL BOX FOR RE-ENTRY SENSOR IN ONE-WAY TRAFFIC
2) PER 2005 ANSI A156.10 SET DOOR CONTROL TIME DELAY @ 2.5 SECONDS MINIMUM

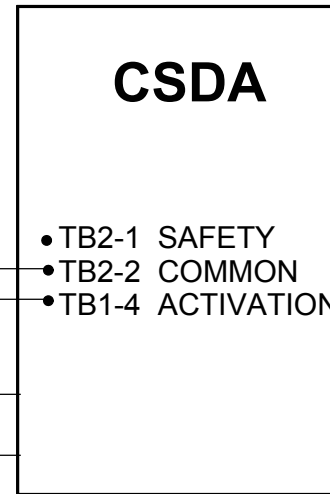
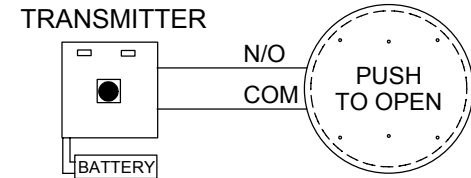
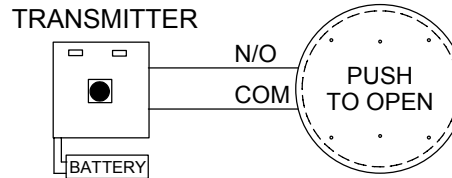
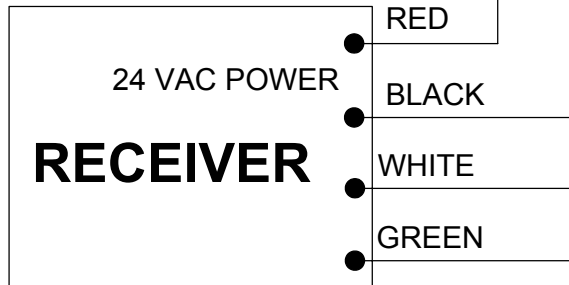
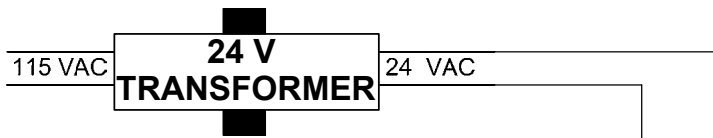
IF AFTER TROUBLESHOOTING A PROBLEM, A SATISFACTORY SOLUTION CANNOT BE ACHIEVED, PLEASE CALL B.E.A., INC. FOR FURTHER ASSISTANCE DURING EASTERN STANDARD TIME AT 1-800-523-2462 FROM 8AM - 5PM. FOR AFTER-HOURS, CALL EAST COAST: 1-866-836-1863 OR 1-800-407-4545 / MID-WEST: 1-888-308-8843 / WEST COAST: 1-888-419-2564. DO NOT LEAVE ANY PROBLEM UNRESOLVED. IF YOU MUST WAIT FOR THE FOLLOWING WORKDAY TO CALL B.E.A., LEAVE THE DOOR INOPERABLE UNTIL SATISFACTORY REPAIRS CAN BE MADE. NEVER SACRIFICE THE SAFE OPERATION OF THE AUTOMATIC DOOR OR GATE FOR AN INCOMPLETE SOLUTION.WEB: WWW.BEASENSORS.COM

BEA
We open up New Horizons
A HALMA GROUP COMPANY

100 ENTERPRISE DRIVE
PITTSBURGH, PA 15275
PHONE: (412) 249-4100
FAX: (412) 249-4101
EMAIL: www.beasensors.com

TITLE: BESAM CUD/J-9 AMD2 SLIDING DOOR WITH EAGLE, MICROCELL SYSTEM

SIZE: A	DRAWN BY: KJG	REV BY: KJG	PART NO: 80.0040.02
	SCALE: NONE	DATE: 28 MAY 2005	SHEET 1 OF 1



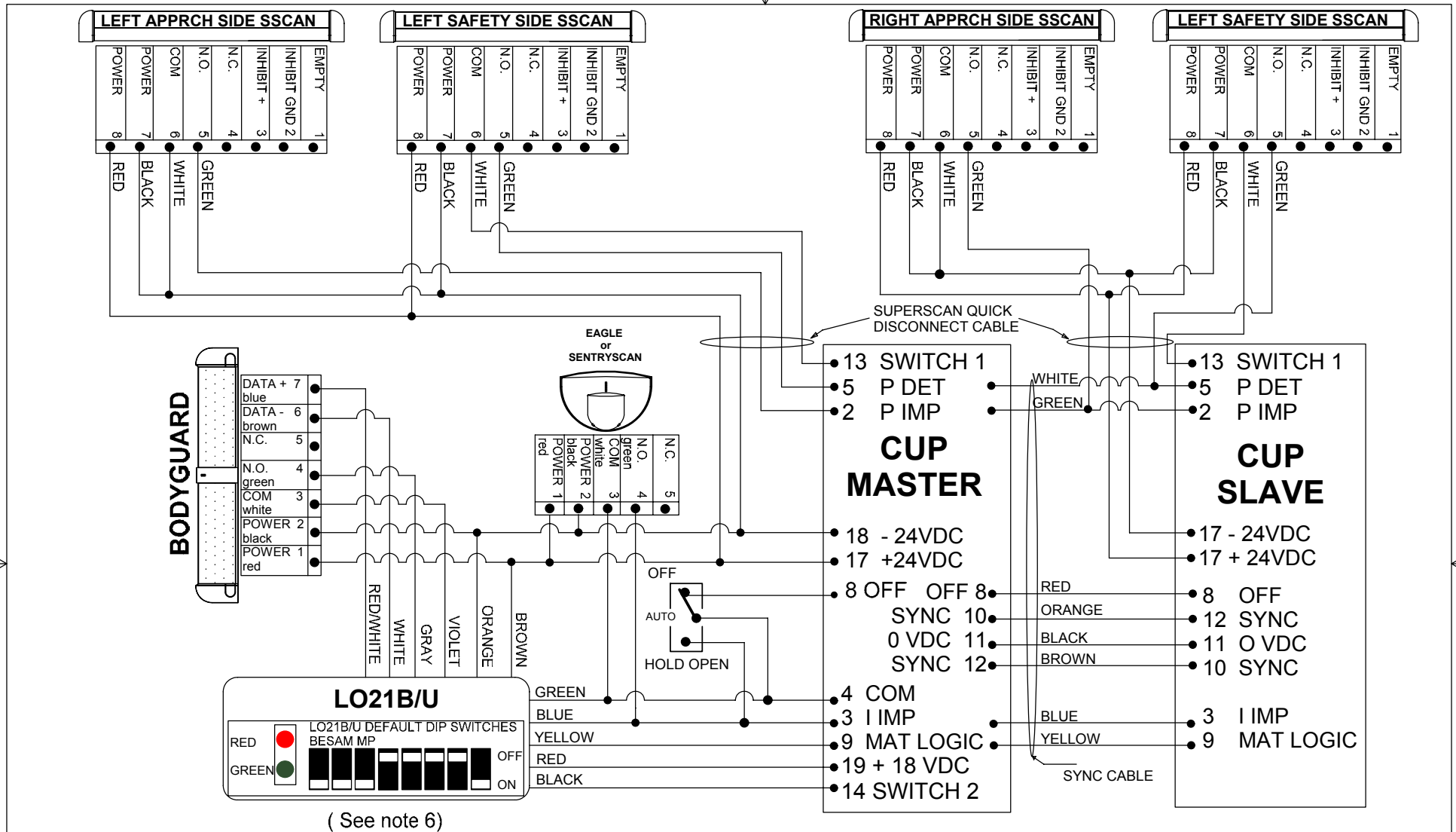
BEA
 We open up New Horizons
 HALMA GROUP COMPANY

100 ENTERPRISE DRIVE
 PITTSBURGH, PA 15275
 PHONE: (412) 249-4100
 FAX: (412) 249-4101
 EMAIL: www.beasensors.com

TITLE: BESAM POWERSWING WITH RECEIVER, 2 TRANSMITTERS

SIZE: A	DRAWN BY: KJG	REV BY: TUC	PART NO: 80.0041.02
	SCALE: NONE	DATE: 16 DEC 2005	SHEET 1 OF 1

IF AFTER TROUBLESHOOTING A PROBLEM, A SATISFACTORY SOLUTION CANNOT BE ACHIEVED, PLEASE CALL B.E.A., INC. FOR FURTHER ASSISTANCE DURING EASTERN STANDARD TIME AT 1-800-523-2462 FROM 8AM - 5PM. FOR AFTER-HOURS, CALL EAST COAST: 1-866-836-1863 OR 1-800-407-4545 / MID-WEST: 1-888-308-8843 / WEST COAST: 1-888-419-2564. DO NOT LEAVE ANY PROBLEM UNRESOLVED. IF YOU MUST WAIT FOR THE FOLLOWING WORKDAY TO CALL B.E.A., LEAVE THE DOOR INOPERABLE UNTIL SATISFACTORY REPAIRS CAN BE MADE. NEVER SACRIFICE THE SAFE OPERATION OF THE AUTOMATIC DOOR OR GATE FOR AN INCOMPLETE SOLUTION.WEB: WWW.BEASENSORS.COM



(See note 6)

- NOTES: 1) DO NOT POWER ALL SENSORS FROM MASTER CONTROL BOX. POWER SOME OF THE SENSORS OFF OF THE SLAVE CONTROL.
 2) ON BOTH CONTROLS SET PMD FUNCTIONS F20 = b, F19 = b, F18 = 00, F17=00, F16 = 05, F14 = a, F13 = a, F11 = 65 DEGREES.
 3) ON THE MASTER CONTROL SET FUNCTION F12 TO 3 DEGREES LESS THAN F10.
 4) THE WIRING OF THE SUPERSCANS IS USING THE QUICK DISCONNECT CABLES WITH PREWIRED CONNECTOR ON SAFETY SIDE.
 5) CONFIRM ALL SYNC LINES ARE PRESENT. ADDING SYNC LINES MAY BE REQUIRED.
 6) DIPSWITCHES 1 THRU 5 LOCKOUT TIME. 6 (UP/OFF), 7 (UP/OFF), 8 (DOWN/ON).

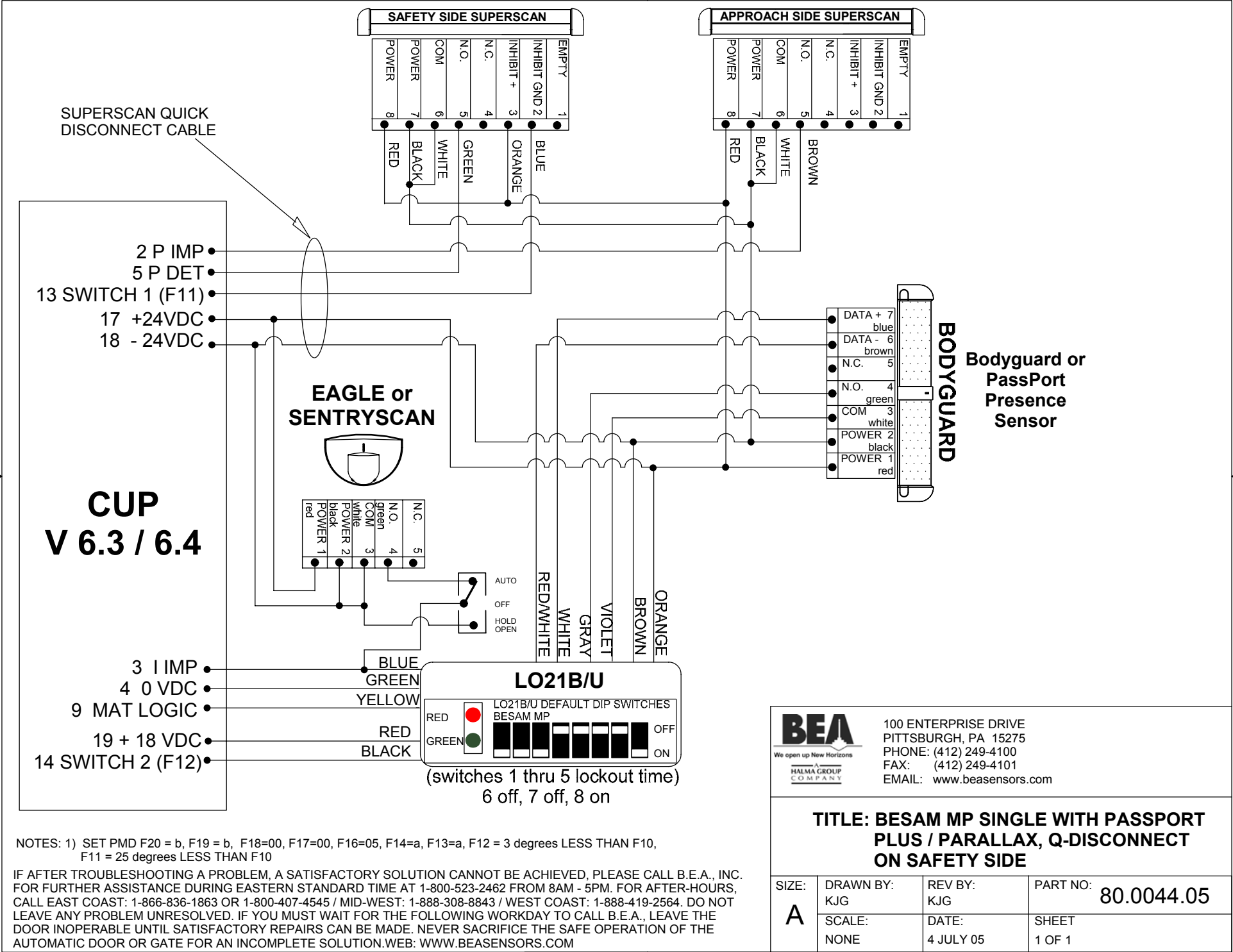
IF AFTER TROUBLESHOOTING A PROBLEM, A SATISFACTORY SOLUTION CANNOT BE ACHIEVED, PLEASE CALL B.E.A., INC. FOR FURTHER ASSISTANCE DURING EASTERN STANDARD TIME AT 1-800-523-2462 FROM 8AM - 5PM. FOR AFTER-HOURS, CALL EAST COAST: 1-866-836-1863 OR 1-800-407-4545 / MID-WEST: 1-888-308-8843 / WEST COAST: 1-888-419-2564. DO NOT LEAVE ANY PROBLEM UNRESOLVED. IF YOU MUST WAIT FOR THE FOLLOWING WORKDAY TO CALL B.E.A., LEAVE THE DOOR INOPERABLE UNTIL SATISFACTORY REPAIRS CAN BE MADE. NEVER SACRIFICE THE SAFE OPERATION OF THE AUTOMATIC DOOR OR GATE FOR AN INCOMPLETE SOLUTION.WEB: WWW.BEASENSORS.COM



100 ENTERPRISE DRIVE
 PITTSBURGH, PA 15275
 PHONE: (412) 249-4100
 FAX: (412) 249-4101
 EMAIL: www.beasensors.com

**TITLE: BESAM MP VER. 6.3,4 DUAL, LO21B/U
 PASSPORT PLUS / PARALLAX 2,
 Q-DISCONNECT ON SAFETY SIDE**


SIZE: A	DRAWN BY: KJG	REV BY: KJG	PART NO: 80.0043.07
	SCALE: NONE	DATE: 4 JULY 2005	SHEET 1 OF 1



SUPERSCAN QUICK DISCONNECT CABLE

- 2 P IMP
- 5 P DET
- 13 SWITCH 1 (F11)
- 17 +24VDC
- 18 - 24VDC

EAGLE or SENTRYSCAN



- POWER 1 red
- POWER 2 black
- COM white
- N.O. green
- N.C. blue

- SAFETY SIDE SUPERSCAN**
- 1 EMPTY
 - 2 INHIBIT GND 2 BLUE
 - 3 INHIBIT + ORANGE
 - 4 N.C.
 - 5 N.O. GREEN
 - 6 COM WHITE
 - 7 POWER BLACK
 - 8 POWER RED

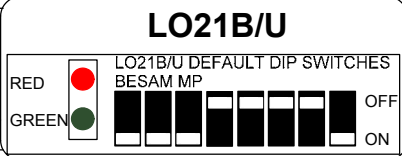
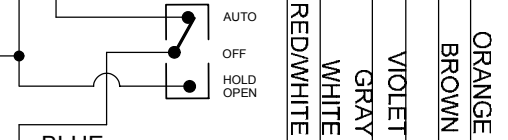
- APPROACH SIDE SUPERSCAN**
- 1 EMPTY
 - 2 INHIBIT GND 2
 - 3 INHIBIT +
 - 4 N.C.
 - 5 N.O. BROWN
 - 6 COM WHITE
 - 7 POWER BLACK
 - 8 POWER RED

- BODYGUARD**
- 7 blue DATA +
 - 6 brown DATA -
 - 5 N.C.
 - 4 green N.O.
 - 3 white COM
 - 2 black POWER 2
 - 1 red POWER 1

Bodyguard or PassPort Presence Sensor

CUP V 6.3 / 6.4

- 3 I IMP
- 4 0 VDC
- 9 MAT LOGIC
- 19 + 18 VDC
- 14 SWITCH 2 (F12)



(switches 1 thru 5 lockout time)
6 off, 7 off, 8 on

NOTES: 1) SET PMD F20 = b, F19 = b, F18=00, F17=00, F16=05, F14=a, F13=a, F12 = 3 degrees LESS THAN F10, F11 = 25 degrees LESS THAN F10

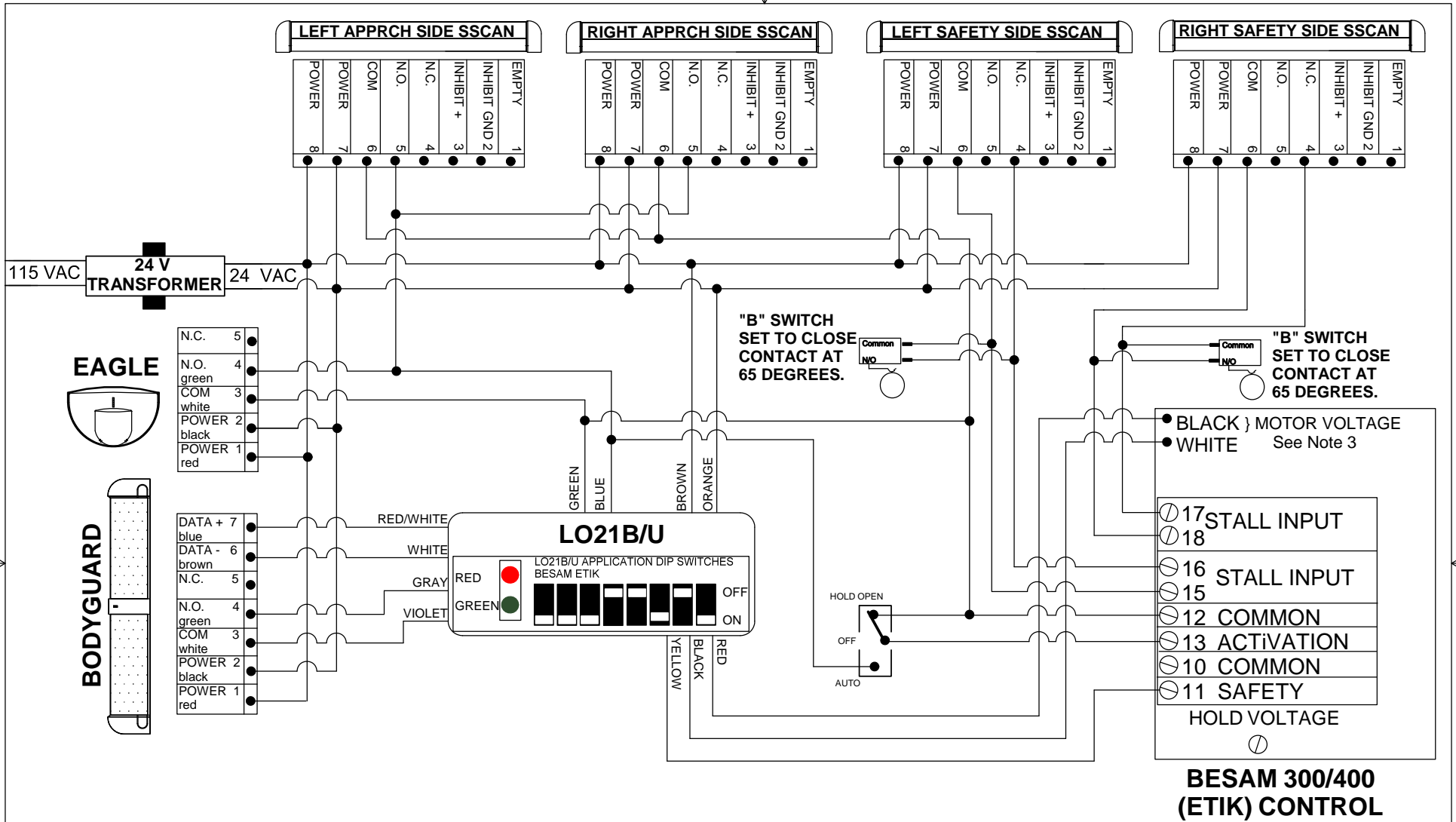
IF AFTER TROUBLESHOOTING A PROBLEM, A SATISFACTORY SOLUTION CANNOT BE ACHIEVED, PLEASE CALL B.E.A., INC. FOR FURTHER ASSISTANCE DURING EASTERN STANDARD TIME AT 1-800-523-2462 FROM 8AM - 5PM. FOR AFTER-HOURS, CALL EAST COAST: 1-866-836-1863 OR 1-800-407-4545 / MID-WEST: 1-888-308-8843 / WEST COAST: 1-888-419-2564. DO NOT LEAVE ANY PROBLEM UNRESOLVED. IF YOU MUST WAIT FOR THE FOLLOWING WORKDAY TO CALL B.E.A., LEAVE THE DOOR INOPERABLE UNTIL SATISFACTORY REPAIRS CAN BE MADE. NEVER SACRIFICE THE SAFE OPERATION OF THE AUTOMATIC DOOR OR GATE FOR AN INCOMPLETE SOLUTION.WEB: WWW.BEASENSORS.COM

BEA
We open up New Horizons
HALMA GROUP COMPANY

100 ENTERPRISE DRIVE
PITTSBURGH, PA 15275
PHONE: (412) 249-4100
FAX: (412) 249-4101
EMAIL: www.beasensors.com

TITLE: BESAM MP SINGLE WITH PASSPORT PLUS / PARALLAX, Q-DISCONNECT ON SAFETY SIDE

SIZE: A	DRAWN BY: KJG	REV BY: KJG	PART NO: 80.0044.05
	SCALE: NONE	DATE: 4 JULY 05	SHEET 1 OF 1



- NOTES: 1) LO21B DIPSWITCHES: 1-5 (LOCK-OUT TIMING), #6 (DOWN/ON), #7 (UP/OFF), #8 (DOWN/ ON).
 2) LO21B MAY BE SUBSTITUTED BY THE LO21U.
 3) LH MOTOR SHOWN, REVERSE RED & BLACK ON RH

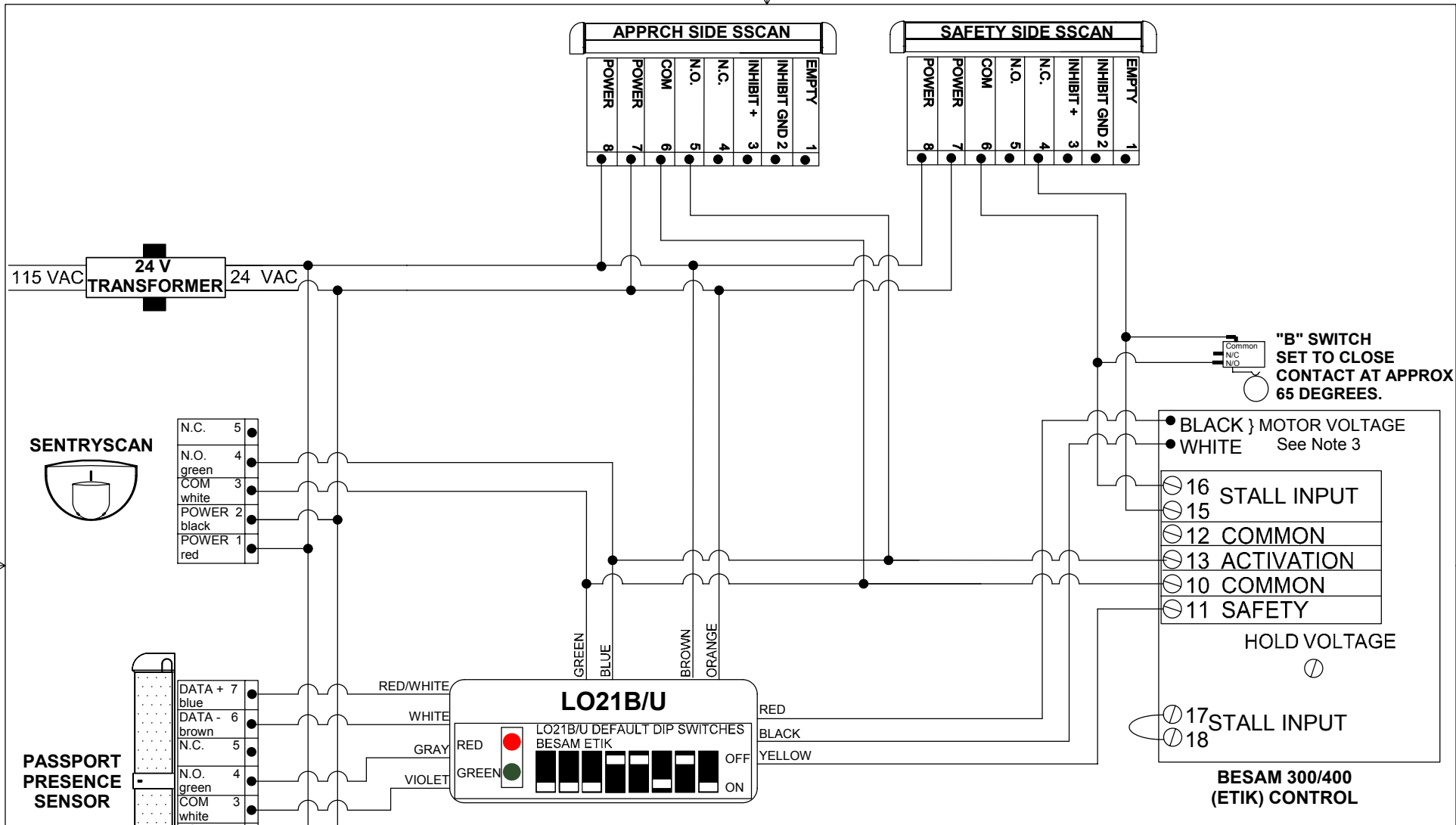
IF AFTER TROUBLESHOOTING A PROBLEM, A SATISFACTORY SOLUTION CANNOT BE ACHIEVED, PLEASE CALL B.E.A., INC. FOR FURTHER ASSISTANCE DURING EASTERN STANDARD TIME AT 1-800-523-2462 FROM 8AM - 5PM. FOR AFTER-HOURS, CALL EAST COAST: 1-866-836-1863 OR 1-800-407-4545 / MID-WEST: 1-888-308-8843 / WEST COAST: 1-888-419-2564. DO NOT LEAVE ANY PROBLEM UNRESOLVED. IF YOU MUST WAIT FOR THE FOLLOWING WORKDAY TO CALL B.E.A., LEAVE THE DOOR INOPERABLE UNTIL SATISFACTORY REPAIRS CAN BE MADE. NEVER SACRIFICE THE SAFE OPERATION OF THE AUTOMATIC DOOR OR GATE FOR AN INCOMPLETE SOLUTION. WEB: WWW.BEASENSORS.COM



100 ENTERPRISE DRIVE
 PITTSBURGH, PA 15275
 PHONE: (412) 249-4100
 FAX: (412) 249-4101
 EMAIL: www.beasensors.com

**TITLE: BESAM 300/400 (ETIK) WITH
 PASSPORT PLUS/ PARALLAX 2
 SYSTEM (LO21B/U)**

SIZE: A	DRAWN BY: KJG	REV BY: WJR	PART NO: 80.0049.05
	SCALE: NONE	DATE: 02 JUN 08	SHEET 1 OF 1



NOTE: 1) LO21B DIPSWITCHES: 1-5 (LOCK-OUT TIMING), #6 (DOWN/ON), #7 (UP/OFF), #8 (DOWN/ ON).
 2) SET "B" SWITCH TO NORMALLY OPEN PIN.
 3) LH MOTOR SHOWN, REVERSE RED & BLACK ON RH

IF AFTER TROUBLESHOOTING A PROBLEM, A SATISFACTORY SOLUTION CANNOT BE ACHIEVED, PLEASE CALL B.E.A., INC. FOR FURTHER ASSISTANCE DURING EASTERN STANDARD TIME AT 1-800-523-2462 FROM 8AM - 5PM. FOR AFTER-HOURS, CALL EAST COAST: 1-866-836-1863 OR 1-800-407-4545 / MID-WEST: 1-888-308-8843 / WEST COAST: 1-888-419-2564. DO NOT LEAVE ANY PROBLEM UNRESOLVED. IF YOU MUST WAIT FOR THE FOLLOWING WORKDAY TO CALL B.E.A., LEAVE THE DOOR INOPERABLE UNTIL SATISFACTORY REPAIRS CAN BE MADE. NEVER SACRIFICE THE SAFE OPERATION OF THE AUTOMATIC DOOR OR GATE FOR AN INCOMPLETE SOLUTION. WEB: WWW.BEASENSORS.COM

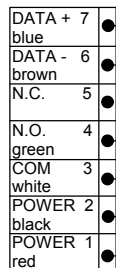
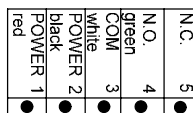
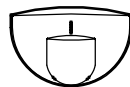


100 ENTERPRISE DRIVE
 PITTSBURGH, PA 15275
 PHONE: (412) 249-4100
 FAX: (412) 249-4101
 EMAIL: www.beasensors.com

TITLE: BESAM 300/400 (SINGLE ETIK) CONTROL, LO21B/U, PASSPORT PLUS

SIZE: A	DRAWN BY: KJG	REV BY: KJG	PART NO: 80.0050.03
	SCALE: NONE	DATE: 07 JUL 05	SHEET 1 OF 1

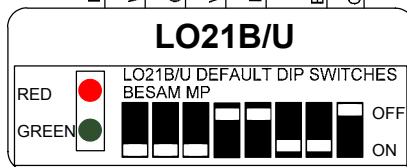
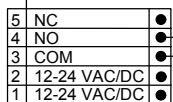

SENTRYSCAN



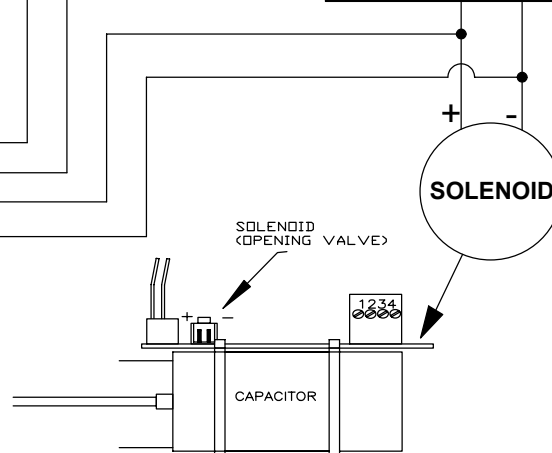

Bodyguard/PassPort Presence Sensor



* RECEIVER (A), EMITTER (A)
RECEIVER (B), EMITTER (B)
WH= WHITE, BL= BLACK



(SEE NOTE 3)



BEA
We open up New Horizons
A HALMA GROUP COMPANY
100 ENTERPRISE DRIVE
PITTSBURGH, PA 15275
PHONE: (412) 249-4100
FAX: (412) 249-4101
EMAIL: www.beasensors.com

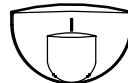
TITLE: POWER SWING WITH PASSPORT SYSTEM, LO21B/U

SIZE: A	DRAWN BY: KJG	REV BY: KJG	PART NO: 80.0051.03
	SCALE: NONE	DATE: 07 JULY 05	SHEET 1 OF 1

- NOTES: 1) SAFETY BEAM INPUT TO LO-21B MUST BE A DRY CONTACT.
2) REMOVE JUMPER #7 FROM CSD-1 N.C. CIRCUIT. THIS ALLOWS THE PASSPORT/ BODYGUARD TO SAFETY THE DOOR UPON DETECTION
3) LO21B/U DIPSWITCHES 1 THRU 5 FOR LOCKOUT TIME-SETTINGS WILL VARY. #6 (DOWN/ON), #7 (DOWN/ON), #8 (UP/OFF)

IF AFTER TROUBLESHOOTING A PROBLEM, A SATISFACTORY SOLUTION CANNOT BE ACHIEVED, PLEASE CALL B.E.A., INC. FOR FURTHER ASSISTANCE DURING EASTERN STANDARD TIME AT 1-800-523-2462 FROM 8AM - 5PM. FOR AFTER-HOURS, CALL EAST COAST: 1-866-836-1863 OR 1-800-407-4545 / MID-WEST: 1-888-308-8843 / WEST COAST: 1-888-419-2564. DO NOT LEAVE ANY PROBLEM UNRESOLVED. IF YOU MUST WAIT FOR THE FOLLOWING WORKDAY TO CALL B.E.A., LEAVE THE DOOR INOPERABLE UNTIL SATISFACTORY REPAIRS CAN BE MADE. NEVER SACRIFICE THE SAFE OPERATION OF THE AUTOMATIC DOOR OR GATE FOR AN INCOMPLETE SOLUTION.WEB: WWW.BEASENSORS.COM

SENTRYSCAN



Bodyguard/PassPort Presence Sensor



DATA + 7	blue
DATA - 6	brown
N.C.	5
N.O.	4
green	COM
white	3
POWER 2	black
POWER 1	red

POWER 1	red
POWER 2	black
COM	white
N.O.	green
N.C.	5

MP V6.3/ 6.4

- 17 +24 VDC
- 18 -24 VDC
- 3 I IMP
- 4 0 VDC
- 9 MAT LOGIC
- 19 + 18 VDC
- 14 SWITCH 2

* RECEIVER (A), EMITTER (A)
RECEIVER (B), EMITTER (B)
WH= WHITE, BL= BLACK

RA WH	1	MICROCELL ONE
RA BL	2	
EA WH	3	
EA BL	4	
RB WH	1	MICROCELL TWO
RB BL	2	
EB WH	3	
EB BL	4	



5	NC
4	NO
3	COM
2	12-24 VAC/DC
1	12-24 VAC/DC

LO21B/U

LO21B/U DEFAULT DIP SWITCHES
BESAM MP

RED GREEN

1 2 3 4 5 6 7 8

ON OFF ON OFF ON OFF ON OFF

(SEE NOTE 3)

- NOTES: 1) PMD FUNCTION F20 = b, F19=b,
2) IF USING SAFETY BEAMS, PMD FUNCTION F20 = A
3) PMD F12 SHOULD BE 3 DEGREES LESS THAN PMD F10
4) LO21B DIPSWITCH SETTINGS #1-5 LOCKOUT TIMING, #6 UP/OFF, #7 UP/OFF, #8 DOWN/ON.
5) USE MICROCELL 1 SAFETY BEAMS, CANNOT USE SBK- 111.

IF AFTER TROUBLESHOOTING A PROBLEM, A SATISFACTORY SOLUTION CANNOT BE ACHIEVED, PLEASE CALL B.E.A., INC. FOR FURTHER ASSISTANCE DURING EASTERN STANDARD TIME AT 1-800-523-2462 FROM 8AM - 5PM. FOR AFTER-HOURS, CALL EAST COAST: 1-866-836-1863 OR 1-800-407-4545 / MID-WEST: 1-888-308-8843 / WEST COAST: 1-888-419-2564. DO NOT LEAVE ANY PROBLEM UNRESOLVED. IF YOU MUST WAIT FOR THE FOLLOWING WORKDAY TO CALL B.E.A., LEAVE THE DOOR INOPERABLE UNTIL SATISFACTORY REPAIRS CAN BE MADE. NEVER SACRIFICE THE SAFE OPERATION OF THE AUTOMATIC DOOR OR GATE FOR AN INCOMPLETE SOLUTION.WEB: WWW.BEASENSORS.COM



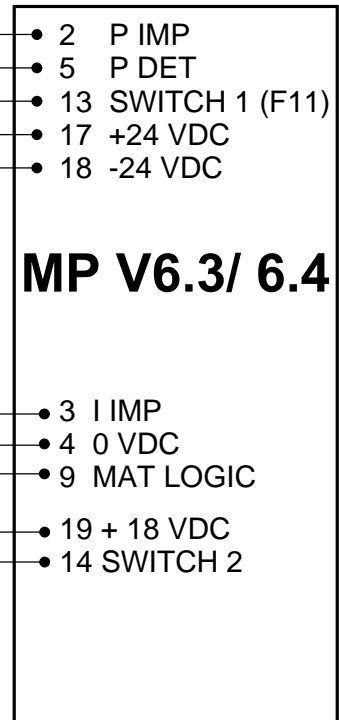
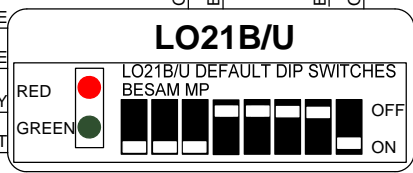
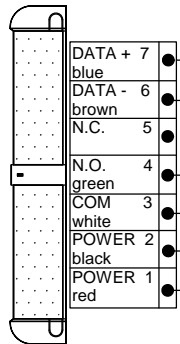
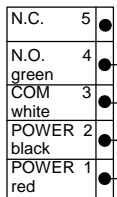
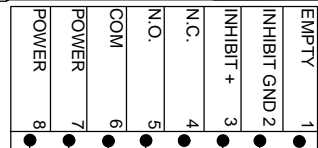
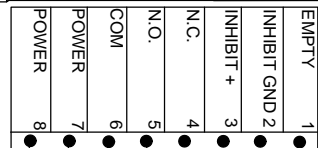
100 ENTERPRISE DRIVE
PITTSBURGH, PA 15275
PHONE: (412) 249-4100
FAX: (412) 249-4101
EMAIL: www.beasensors.com

TITLE: BESAM MP CONTROL WITH PASSPORT SYSTEM,LO21B/U

SIZE: A	DRAWN BY: KJG	REV BY: KJG	PART NO: 80.0052.02
	SCALE: NONE	DATE: 11 JULY 05	SHEET 1 OF 1

APPRCH SIDE SUPERSCAN

SAFETY SIDE SUPERSCAN



SENTRYSCAN

PASSPORT PRESENCE SENSOR

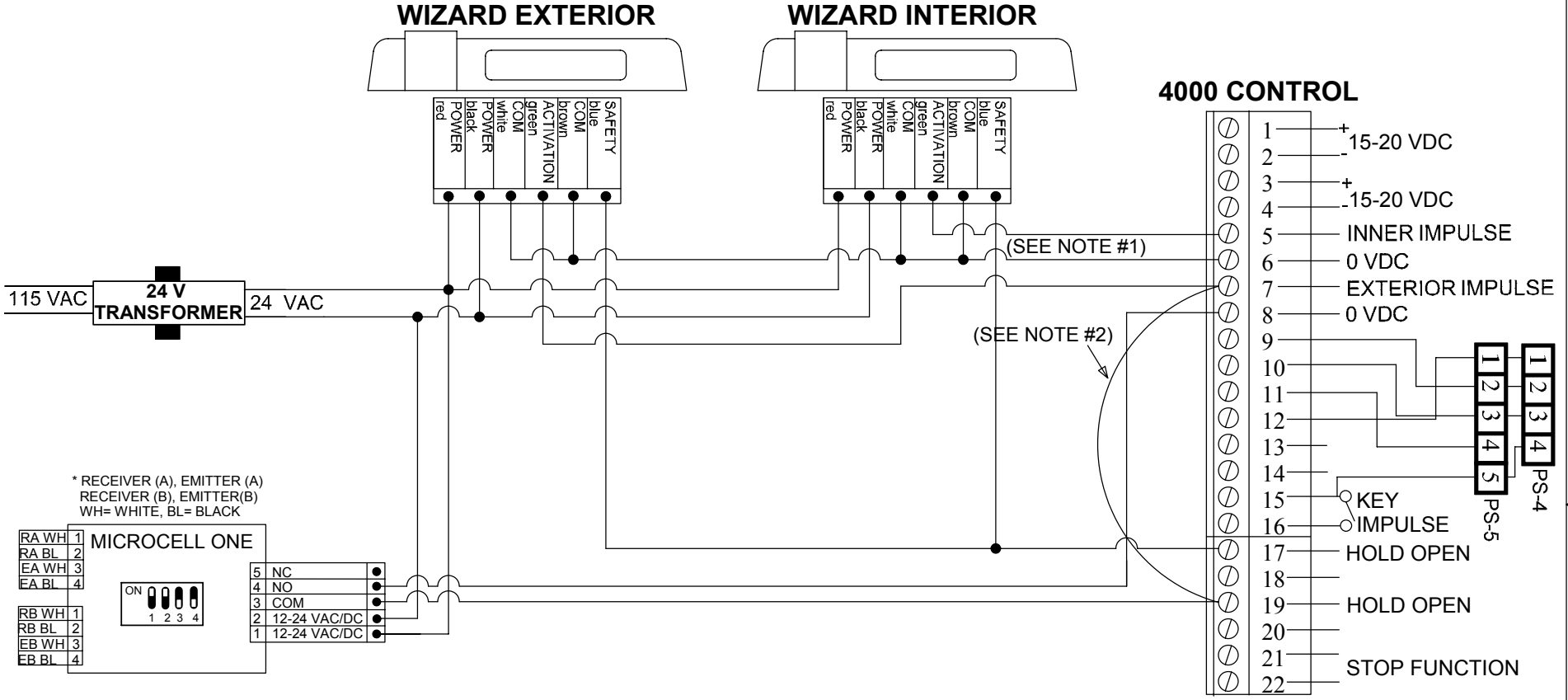
NOTES: 1) SET PMD FUNCTIONS AS FOLLOWS:
 F20 = b, F19 = b, F18=00, F17=00, F16=05, F14=a, F13=a, F12 = 3 degrees LESS THAN F10, F11 = 65 degrees
 2) DIP SWITCHES 1 THRU 5 ARE FOR LOCK OUT TIME 6=OFF 7= OFF8= ON

IF AFTER TROUBLESHOOTING A PROBLEM, A SATISFACTORY SOLUTION CANNOT BE ACHIEVED, PLEASE CALL B.E.A., INC. FOR FURTHER ASSISTANCE DURING EASTERN STANDARD TIME AT 1-800-523-2462 FROM 8AM - 5PM. FOR AFTER-HOURS, CALL EAST COAST: 1-866-836-1863 OR 1-800-407-4545 / MID-WEST: 1-888-308-8843 / WEST COAST: 1-888-419-2564. DO NOT LEAVE ANY PROBLEM UNRESOLVED. IF YOU MUST WAIT FOR THE FOLLOWING WORKDAY TO CALL B.E.A., LEAVE THE DOOR INOPERABLE UNTIL SATISFACTORY REPAIRS CAN BE MADE. NEVER SACRIFICE THE SAFE OPERATION OF THE AUTOMATIC DOOR OR GATE FOR AN INCOMPLETE SOLUTION.WEB: WWW.BEASENSORS.COM

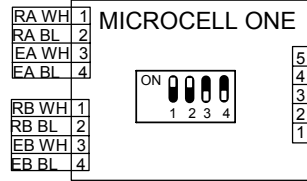
BEA
 We open up New Horizons
 HALMA GROUP COMPANY
 100 ENTERPRISE DRIVE
 PITTSBURGH, PA 15275
 PHONE: (412) 249-4100
 FAX: (412) 249-4101
 EMAIL: www.beasensors.com

TITLE: BESAM MP SINGLE LO21B/U WITH PASSPORT PLUS / PARALLAX, Q-DISCONNECT ON APPROACH SIDE

SIZE: A	DRAWN BY: KJG	REV BY: WJR	PART NO: 80.0053.06
	SCALE: NONE	DATE: 07 OCT. 09	SHEET 1 OF 1



* RECEIVER (A), EMITTER (A)
 RECEIVER (B), EMITTER(B)
 WH= WHITE, BL= BLACK



NOTES: 1) BROWN WIRES FROM WIZARDS MUST GO TO PINS 2, 4, 6 or 8 ON THE CONTROL BOX. DO NOT USE #18 OR #20.
 2) A JUMPER MUST BE INSTALLED BETWEEN PINS 7,19 ON CONTROL BOX TO ALLOW FOR RE-ENTRY SENSOR IN ONE-WAY TRAFFIC MODE TO MEET APPLICABLE ANSI STANDARD

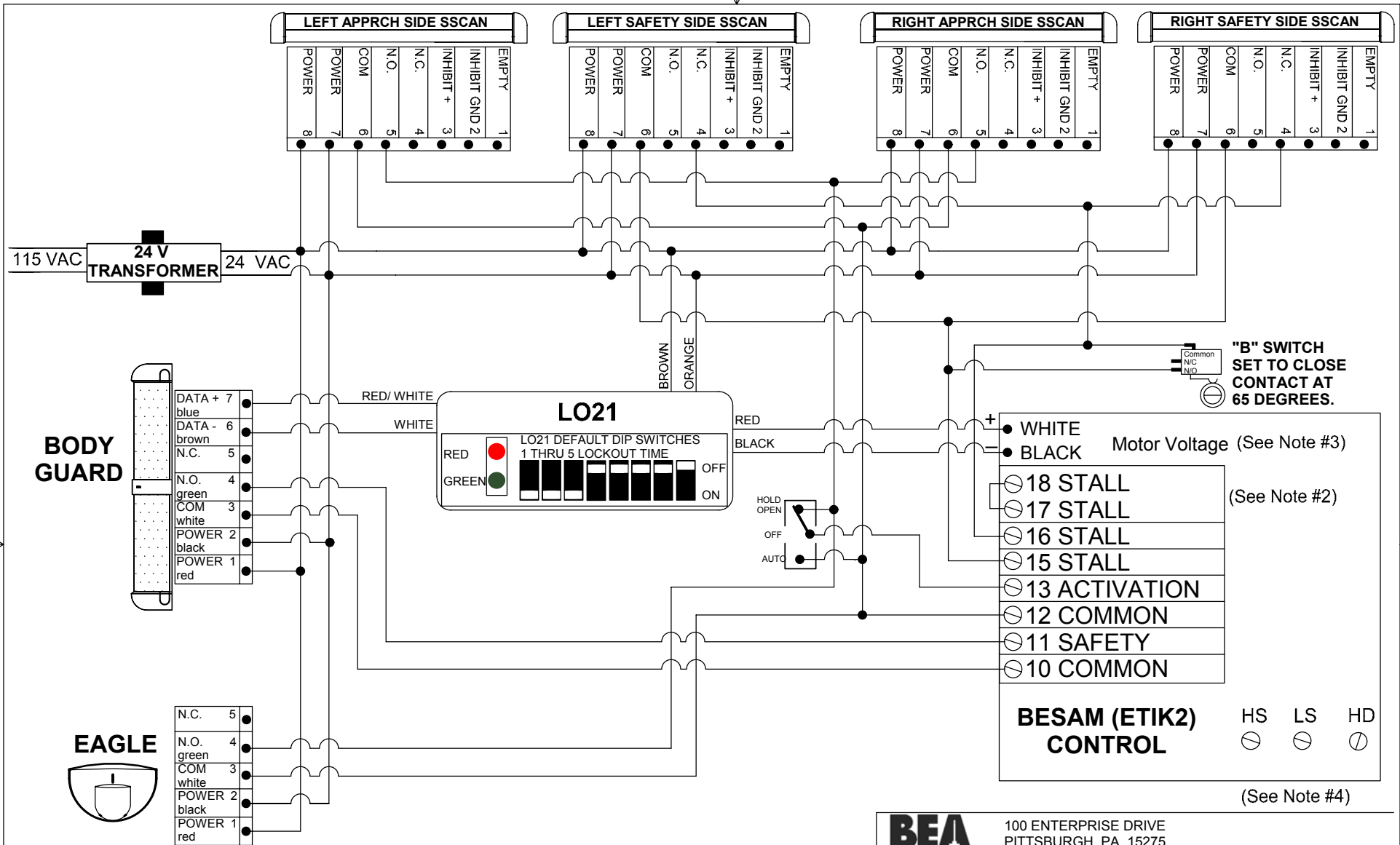
IF AFTER TROUBLESHOOTING A PROBLEM, A SATISFACTORY SOLUTION CANNOT BE ACHIEVED, PLEASE CALL B.E.A., INC. FOR FURTHER ASSISTANCE DURING EASTERN STANDARD TIME AT 1-800-523-2462 FROM 8AM - 5PM. FOR AFTER-HOURS, CALL EAST COAST: 1-866-836-1863 OR 1-800-407-4545 / MID-WEST: 1-888-308-8843 / WEST COAST: 1-888-419-2564. DO NOT LEAVE ANY PROBLEM UNRESOLVED. IF YOU MUST WAIT FOR THE FOLLOWING WORKDAY TO CALL B.E.A., LEAVE THE DOOR INOPERABLE UNTIL SATISFACTORY REPAIRS CAN BE MADE. NEVER SACRIFICE THE SAFE OPERATION OF THE AUTOMATIC DOOR OR GATE FOR AN INCOMPLETE SOLUTION.WEB: WWW.BEASENSORS.COM

BEA 100 ENTERPRISE DRIVE
 PITTSBURGH, PA 15275
 PHONE: (412) 249-4100
 FAX: (412) 249-4101
 EMAIL: www.beasensors.com

We open up New Horizons
 HALMA GROUP COMPANY

TITLE: BESAM POWERGLIDE 4000 WITH WIZARD II, MICROCELL 1 SYSTEM

SIZE: A	DRAWN BY: KJG	REV BY: KJG	PART NO: 80.0054.04
	SCALE: NONE	DATE: 11 JUL 2005	SHEET 1 OF 1



- NOTES: 1) WHEN REQUIRED, SET "B" SWITCH TO NORMALLY OPEN. MUST CLOSE CONTACT AT APPROX. 65-70 DEGREES.
 2) INSTALL A JUMPER WIRE ON PINS 17, 18 OF THE CONTROL
 3) RH MOTOR SHOWN, REVERSE LO-21 RED AND BLACK WIRES FOR LH MOTOR.
 4) HOLD ADJUSTMENT MAY NEED TO BE ADJUSTED TO 12 VOLTS OR ABOVE FOR PROPER OPERATION OF LOCKOUT.

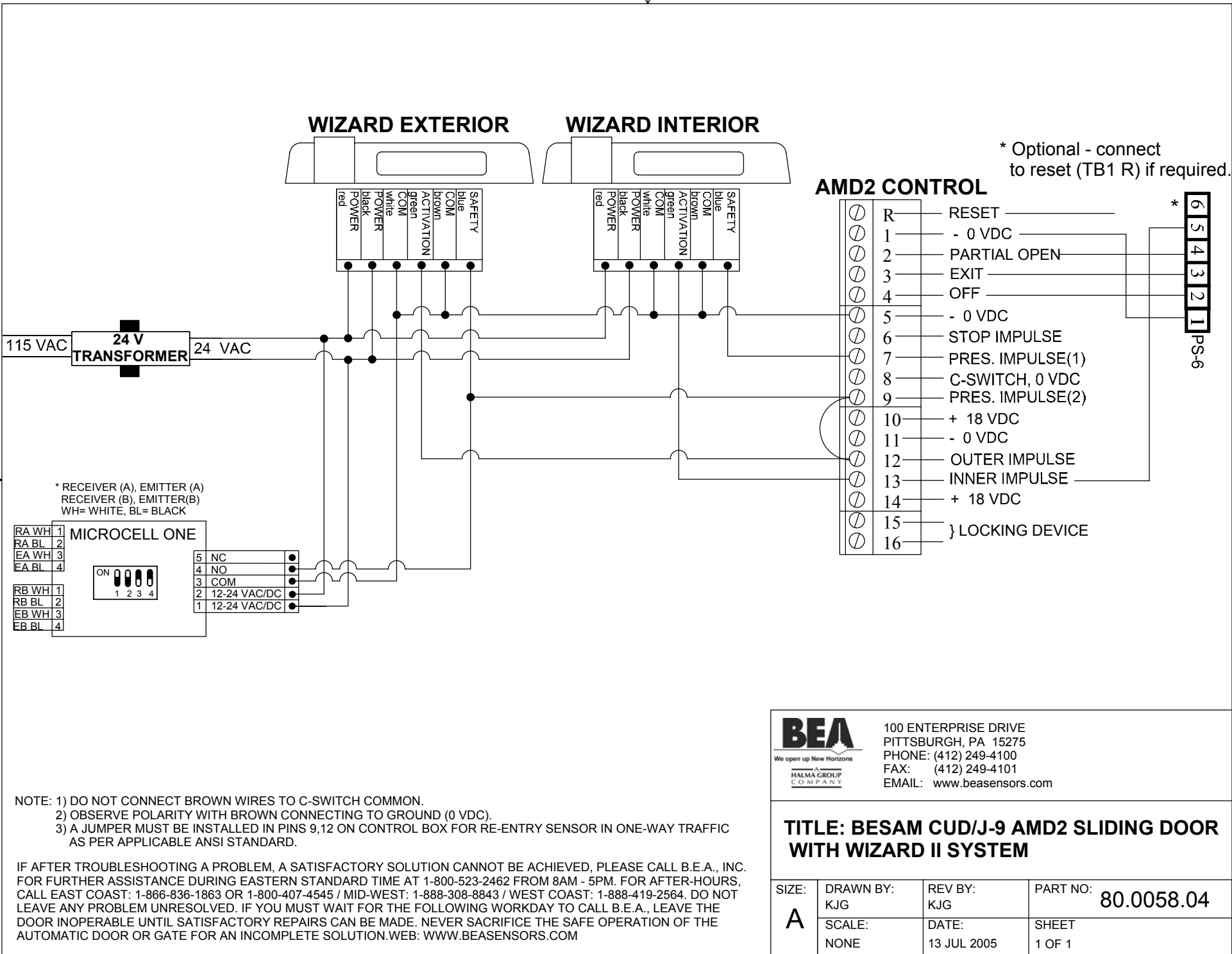
IF AFTER TROUBLESHOOTING A PROBLEM, A SATISFACTORY SOLUTION CANNOT BE ACHIEVED, PLEASE CALL B.E.A., INC. FOR FURTHER ASSISTANCE DURING EASTERN STANDARD TIME AT 1-800-523-2462 FROM 8AM - 5PM. FOR AFTER-HOURS, CALL EAST COAST: 1-866-836-1863 OR 1-800-407-4545 / MID-WEST: 1-888-308-8843 / WEST COAST: 1-888-419-2564. DO NOT LEAVE ANY PROBLEM UNRESOLVED. IF YOU MUST WAIT FOR THE FOLLOWING WORKDAY TO CALL B.E.A., LEAVE THE DOOR INOPERABLE UNTIL SATISFACTORY REPAIRS CAN BE MADE. NEVER SACRIFICE THE SAFE OPERATION OF THE AUTOMATIC DOOR OR GATE FOR AN INCOMPLETE SOLUTION. WEB: WWW.BEASENSORS.COM



100 ENTERPRISE DRIVE
 PITTSBURGH, PA 15275
 PHONE: (412) 249-4100
 FAX: (412) 249-4101
 EMAIL: www.beasensors.com

TITLE: BESAM 300/400 (ETIK2) WITH LO-21, PARALLAX 2 SYSTEM

SIZE: A	DRAWN BY: KJG	REV BY: KJG	PART NO: 80.0056.04
	SCALE: NONE	DATE: 20 MAR 2006	SHEET 1 OF 1



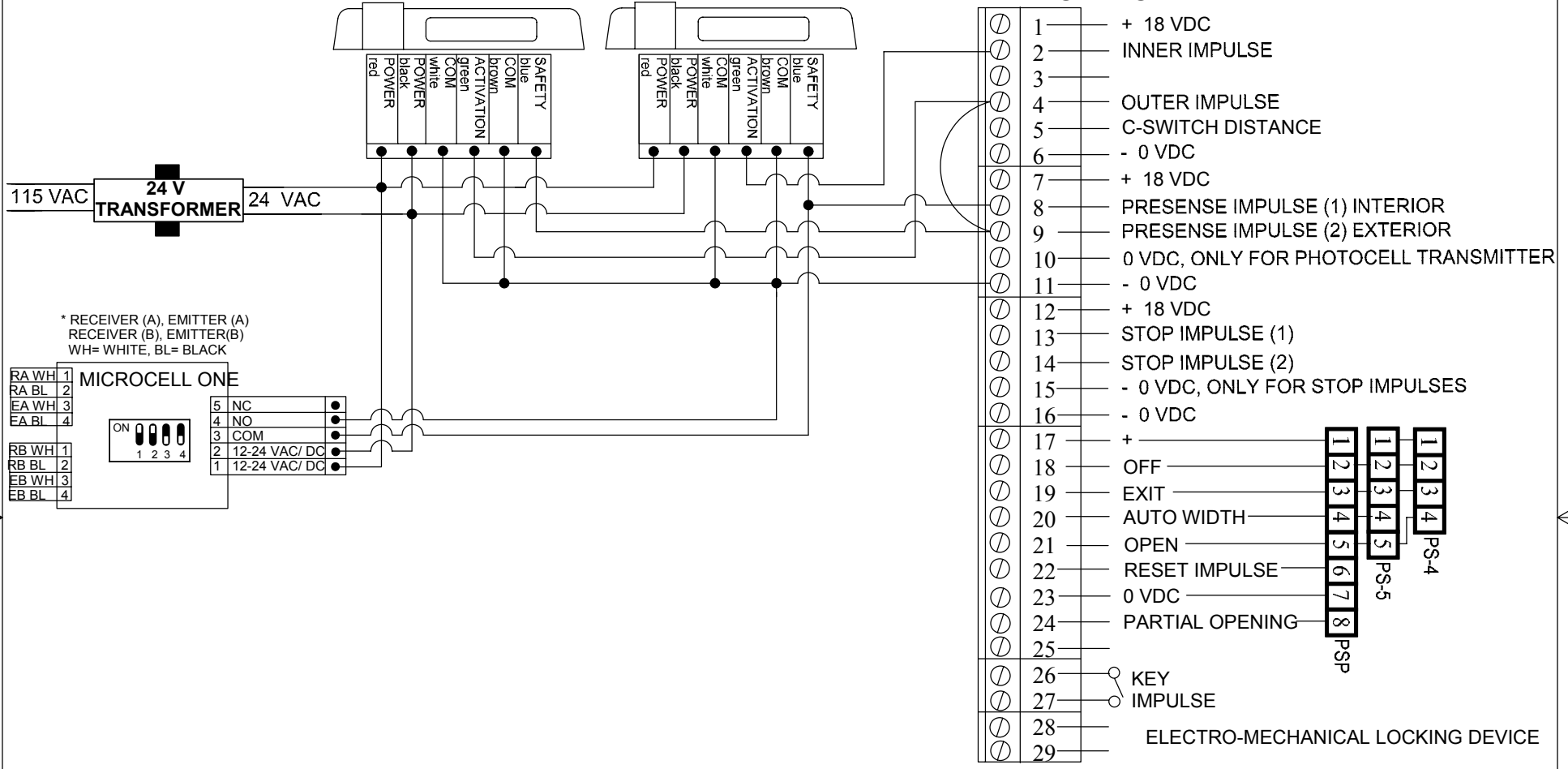
100 ENTERPRISE DRIVE
PITTSBURGH, PA 15275
PHONE: (412) 249-4100
FAX: (412) 249-4101
EMAIL: www.beasensors.com

TITLE: BESAM CUD/J-9 AMD2 SLIDING DOOR WITH WIZARD II SYSTEM

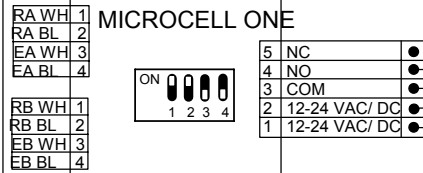
SIZE: A	DRAWN BY: KJG	REV BY: KJG	PART NO: 80.0058.04
	SCALE: NONE	DATE: 13 JUL 2005	SHEET 1 OF 1

WIZARD EXTERIOR WIZARD INTERIOR

AMD 1 CONTROL



* RECEIVER (A), EMITTER (A)
RECEIVER (B), EMITTER(B)
WH= WHITE, BL= BLACK



- NOTE: 1) DO NOT CONNECT TO C SWITCH COMMON.
2) OBSERVE POLARITY WITH BROWN CONNECTING TO GROUND(0 VDC).
3) A JUMPER MUST BE INSTALLED BETWEEN PINS 4,9 ON CONTROL BOX TO ALLOW FOR RE-ENTRY SENSOR IN ONE- WAY TRAFFIC MODE TO MEET APPLICABLE ANSI STANDARD.

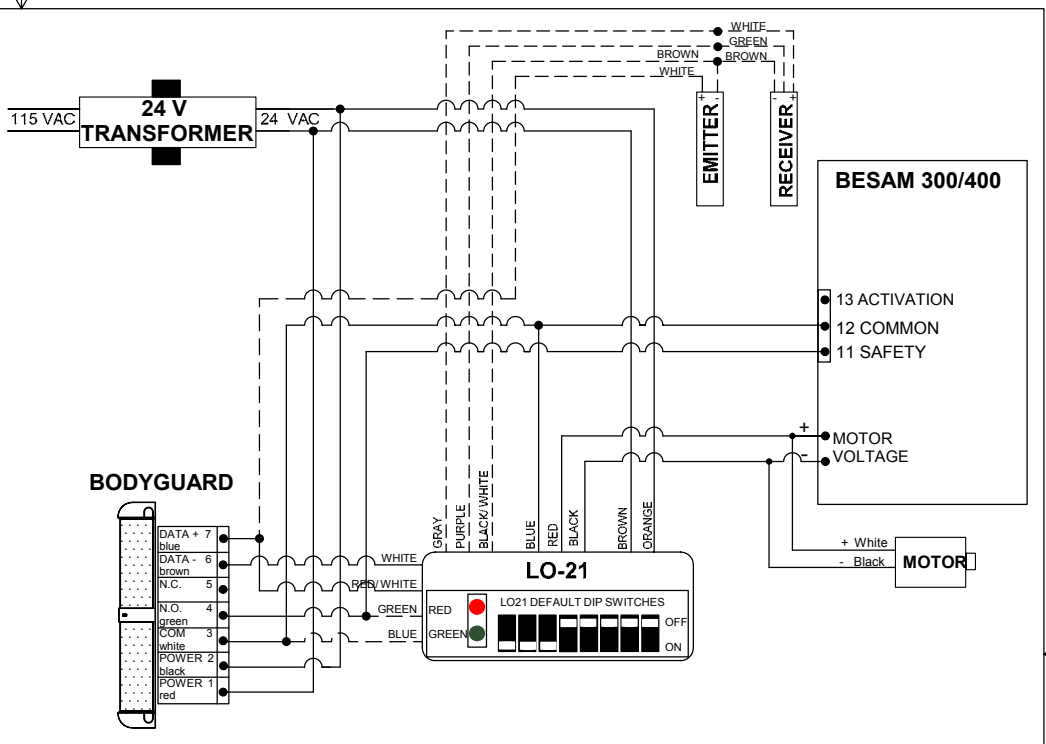
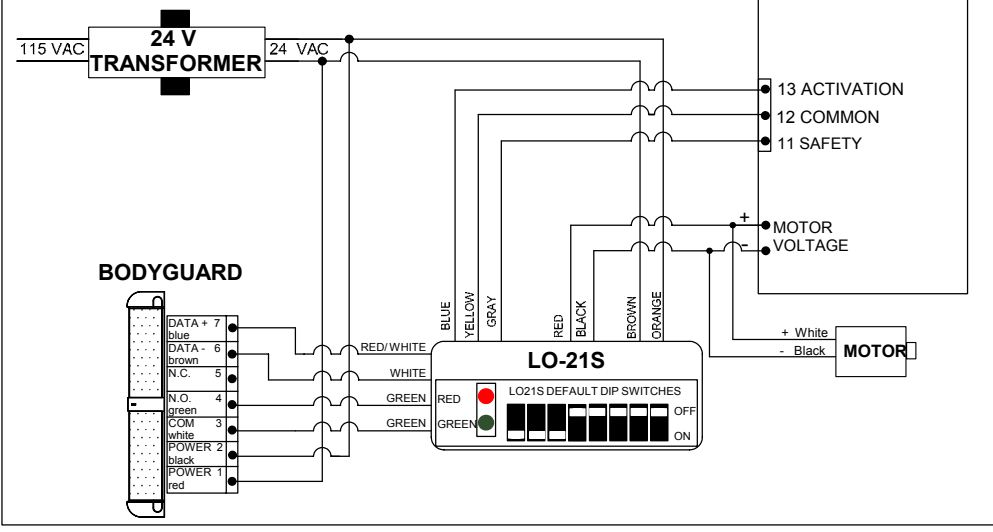
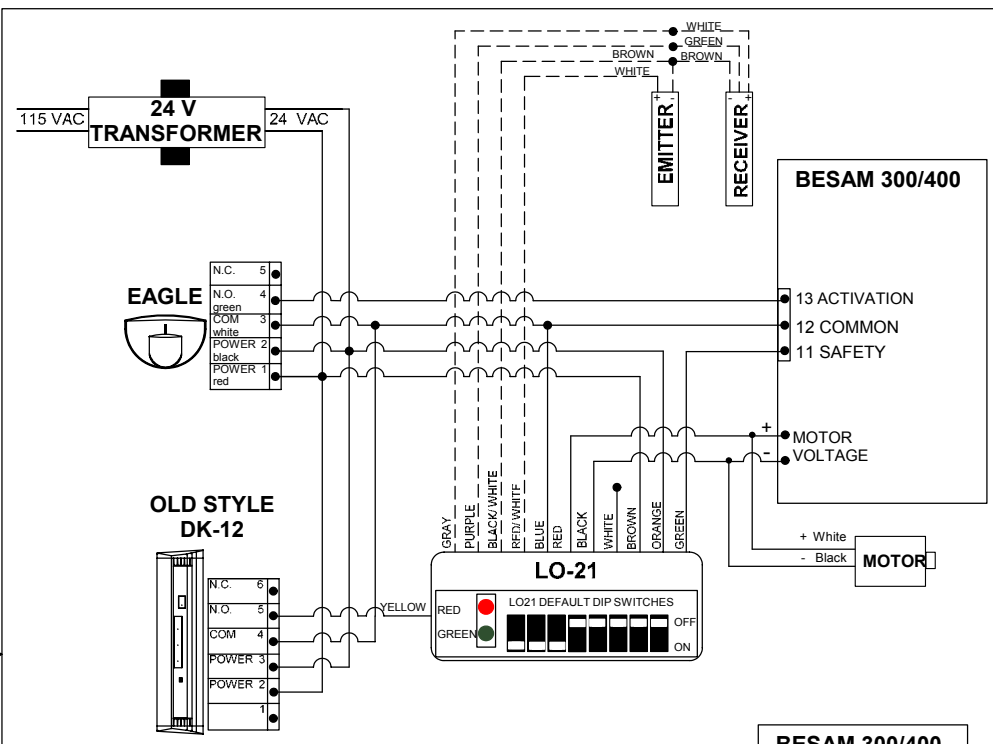
IF AFTER TROUBLESHOOTING A PROBLEM, A SATISFACTORY SOLUTION CANNOT BE ACHIEVED, PLEASE CALL B.E.A., INC. FOR FURTHER ASSISTANCE DURING EASTERN STANDARD TIME AT 1-800-523-2462 FROM 8AM - 5PM. FOR AFTER-HOURS, CALL EAST COAST: 1-866-836-1863 OR 1-800-407-4545 / MID-WEST: 1-888-308-8843 / WEST COAST: 1-888-419-2564. DO NOT LEAVE ANY PROBLEM UNRESOLVED. IF YOU MUST WAIT FOR THE FOLLOWING WORKDAY TO CALL B.E.A., LEAVE THE DOOR INOPERABLE UNTIL SATISFACTORY REPAIRS CAN BE MADE. NEVER SACRIFICE THE SAFE OPERATION OF THE AUTOMATIC DOOR OR GATE FOR AN INCOMPLETE SOLUTION.WEB: WWW.BEASENSORS.COM

BEA
We open up New Horizons
A HALMA GROUP COMPANY

100 ENTERPRISE DRIVE
PITTSBURGH, PA 15275
PHONE: (412) 249-4100
FAX: (412) 249-4101
EMAIL: www.beasensors.com

TITLE: BESAM AMD1, EMD SLIDING DOOR WIZARD II SYSTEM, MICROCELL

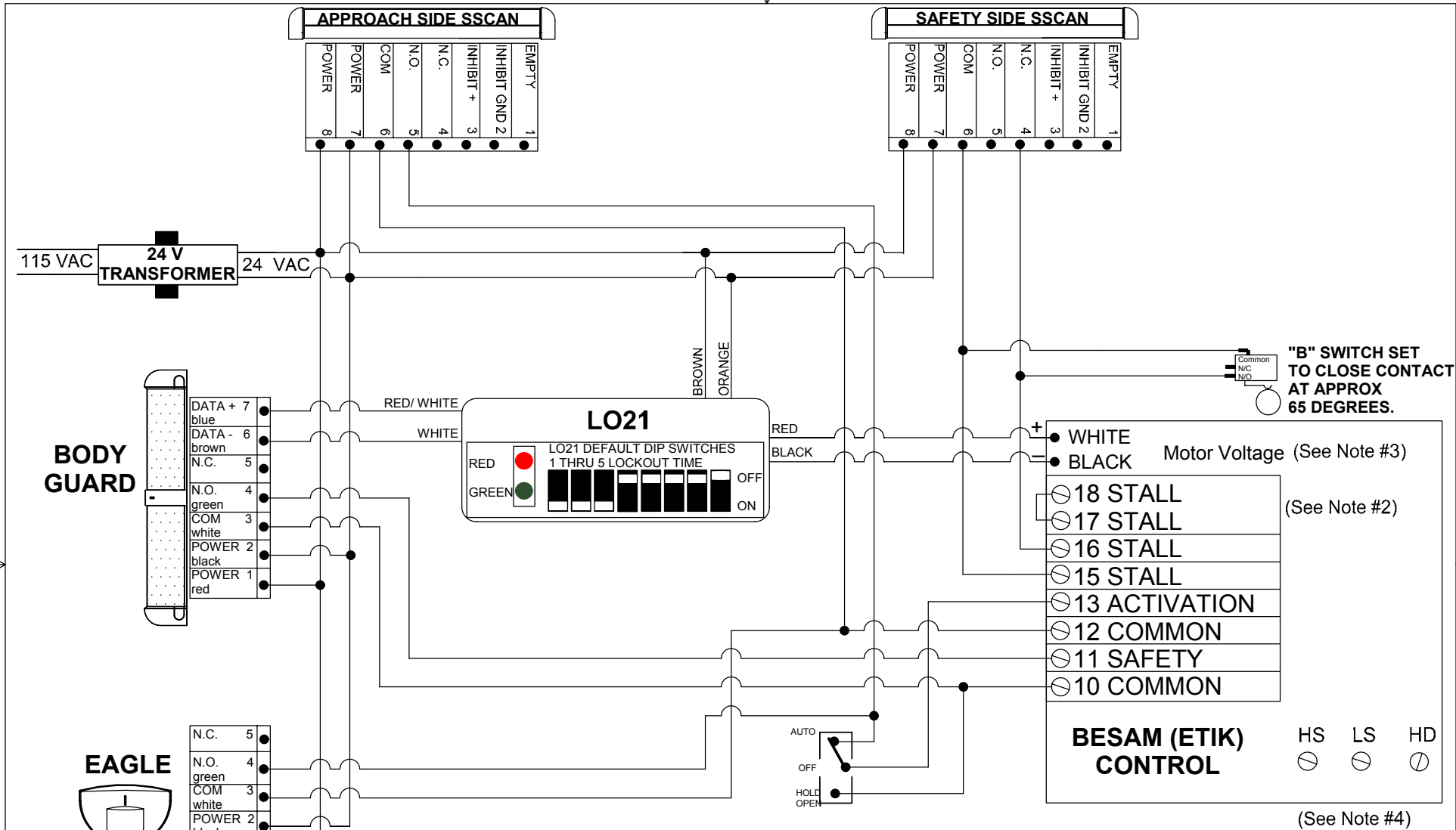
SIZE: A	DRAWN BY: KJG	REV BY: KJG	PART NO: 80.0059.04
	SCALE: NONE	DATE: 14 JUL 05	SHEET 1 OF 1



NOTES: 1) BEA RECOMMENDS USING THE LO-21 AND SAFETY BEAM.
 2) LO21 RED AND BLACK CONNECTIONS SHOWN FOR RH OPERATOR. REVERSE ON LH OPERATOR.
 3) THE HOLD ADJUSTMENT MAY NEED TO BE INCREASED (> +12 VDC) FOR PROPER OPERATION.
 4) WHEN USING DC VOLTAGE YOU MUST RESPECT POLARITY ORANGE: (-) BROWN: (+)
 5) WHEN USING THE LO-21S SWINGSIDE SUPERSkans MUST BE INSTALLED TO COMPLY WITH ANSI 156.10-2005

IF AFTER TROUBLESHOOTING A PROBLEM, A SATISFACTORY SOLUTION CANNOT BE ACHIEVED, PLEASE CALL B.E.A., INC. FOR FURTHER ASSISTANCE DURING EASTERN STANDARD TIME AT 1-800-523-2462 FROM 8AM - 5PM. FOR AFTER-HOURS, CALL EAST COAST: 1-866-836-1863 OR 1-800-407-4545 / MID-WEST: 1-888-308-8843 / WEST COAST: 1-888-419-2564. DO NOT LEAVE ANY PROBLEM UNRESOLVED. IF YOU MUST WAIT FOR THE FOLLOWING WORKDAY TO CALL B.E.A., LEAVE THE DOOR INOPERABLE UNTIL SATISFACTORY REPAIRS CAN BE MADE. NEVER SACRIFICE THE SAFE OPERATION OF THE AUTOMATIC DOOR OR GATE FOR AN INCOMPLETE SOLUTION.WEB: WWW.BEASENSORS.COM

		100 ENTERPRISE DRIVE PITTSBURGH, PA 15275 PHONE: (412) 249-4100 FAX: (412) 249-4101 EMAIL: www.beasensors.com	
TITLE: BESAM 300/400 CONTROL with LO-21, LO21S, BODYGUARD/ DK-12, AND OLD STYLE DK-12			
SIZE: B	DRAWN BY: KJG	REV BY: TUC	PART NO: 80.0065.03
SCALE: NONE	DATE: 22 AUG 2006	SHEET: 1 OF 1	



- NOTES: 1) HOLD ADJUSTMENT MAY NEED TO BE INCREASED FOR PROPER OPERATION OF LOCKOUT.
 2) SET "B" SWITCH TO NORMALLY OPEN PIN. CLOSE CONTACT AT 65 DEGREES.
 3) CONNECTION FOR RH OPERATOR SHOWN. REVERSE RED AND BLACK ON LH OPERATOR.
 4) INSTALL JUMPER AT TERMINALS 17 AND 18 OF BESAM CONTROL

IF AFTER TROUBLESHOOTING A PROBLEM, A SATISFACTORY SOLUTION CANNOT BE ACHIEVED, PLEASE CALL B.E.A., INC. FOR FURTHER ASSISTANCE DURING EASTERN STANDARD TIME AT 1-800-523-2462 FROM 8AM - 5PM. FOR AFTER-HOURS, CALL EAST COAST: 1-866-836-1863 OR 1-800-407-4545 / MID-WEST: 1-888-308-8843 / WEST COAST: 1-888-419-2564. DO NOT LEAVE ANY PROBLEM UNRESOLVED. IF YOU MUST WAIT FOR THE FOLLOWING WORKDAY TO CALL B.E.A., LEAVE THE DOOR INOPERABLE UNTIL SATISFACTORY REPAIRS CAN BE MADE. NEVER SACRIFICE THE SAFE OPERATION OF THE AUTOMATIC DOOR OR GATE FOR AN INCOMPLETE SOLUTION.WEB: WWW.BEASENSORS.COM



100 ENTERPRISE DRIVE
 PITTSBURGH, PA 15275
 PHONE: (412) 249-4100
 FAX: (412) 249-4101
 EMAIL: www.beasensors.com

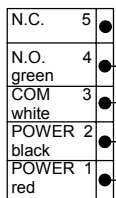
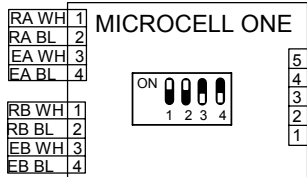
TITLE: BESAM 300/400 ETIK CONTROL WITH PARALLAX 1 SYSTEM

SIZE: A	DRAWN BY: KJG	REV BY: KJG	PART NO: 80.0066.05
	SCALE: NONE	DATE: 16 JUL 2005	SHEET 1 OF 1

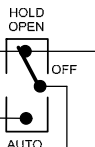

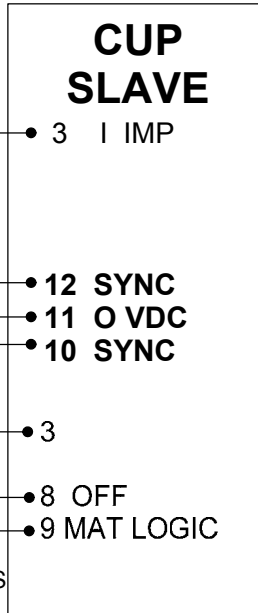
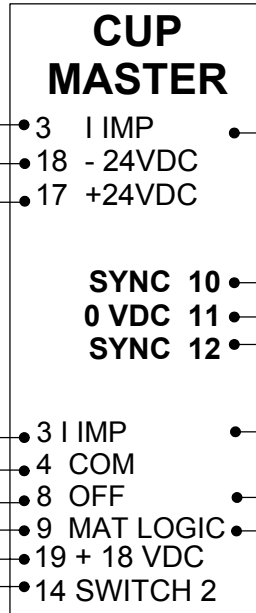
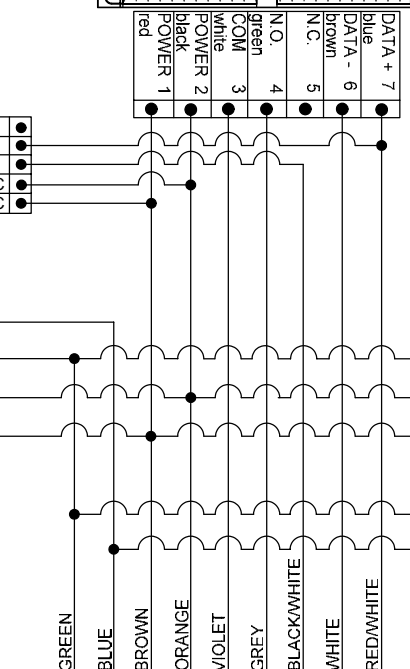
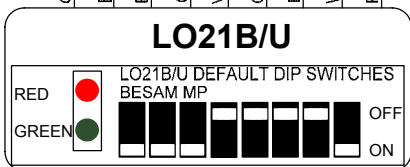

BODYGUARD



* RECEIVER (A), EMITTER (A)
RECEIVER (B), EMITTER (B)
WH= WHITE, BL= BLACK



EAGLE



- NOTES: 1) SET PMD FUNCTIONS F20 = a, F19=b, F18=00, F17=00, F16=05, F14=a, F13=a, F12 = 3 DEGREES LESS THAN F10.
2) LO21B DIPSWITCH SETTINGS #1-5 LOCKOUT TIMING, #6 UP/ OFF, #7 UP/ OFF, #8 DOWN/ ON
3) WHEN USING SAFETY BEAMS, USE MICROCELL 1. SBK-111 WILL NOT WORK.

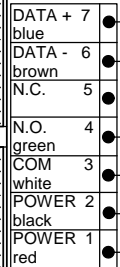
IF AFTER TROUBLESHOOTING A PROBLEM, A SATISFACTORY SOLUTION CANNOT BE ACHIEVED, PLEASE CALL B.E.A., INC. FOR FURTHER ASSISTANCE DURING EASTERN STANDARD TIME AT 1-800-523-2462 FROM 8AM - 5PM. FOR AFTER-HOURS, CALL EAST COAST: 1-866-836-1863 OR 1-800-407-4545 / MID-WEST: 1-888-308-8843 / WEST COAST: 1-888-419-2564. DO NOT LEAVE ANY PROBLEM UNRESOLVED. IF YOU MUST WAIT FOR THE FOLLOWING WORKDAY TO CALL B.E.A., LEAVE THE DOOR INOPERABLE UNTIL SATISFACTORY REPAIRS CAN BE MADE. NEVER SACRIFICE THE SAFE OPERATION OF THE AUTOMATIC DOOR OR GATE FOR AN INCOMPLETE SOLUTION.WEB: WWW.BEASENSORS.COM

BEA
We open up New Horizons
A HALMA GROUP COMPANY

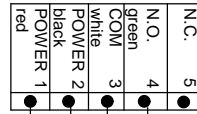
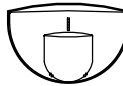
100 ENTERPRISE DRIVE
PITTSBURGH, PA 15275
PHONE: (412) 249-4100
FAX: (412) 249-4101
EMAIL: www.beasensors.com

TITLE: BESAM MP CONTROL DUAL LO-21B/U WITH PASSPORT SYSTEM / BODYGUARD / DK-12			
SIZE: A	DRAWN BY: KJG	REV BY: TUC	PART NO: 80.0139.02
	SCALE: NONE	DATE: 23 NOV 2005	SHEET 1 OF 1

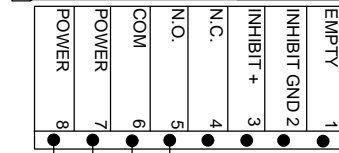
BODYGUARD



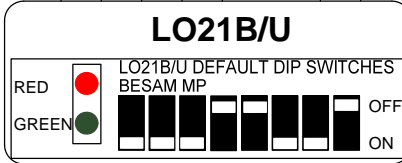
EAGLE



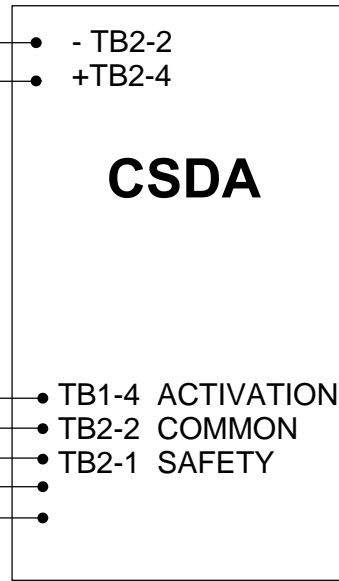
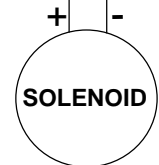
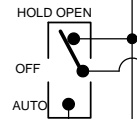
SUPERSCAN



SAFETY BEAM INPUT
DRY CONTACT ONLY
(SEE NOTE #2)



LO21B/U
 LO21B/U DEFAULT DIP SWITCHES
 BESAM MP
 RED [ON] OFF
 GREEN [ON] ON



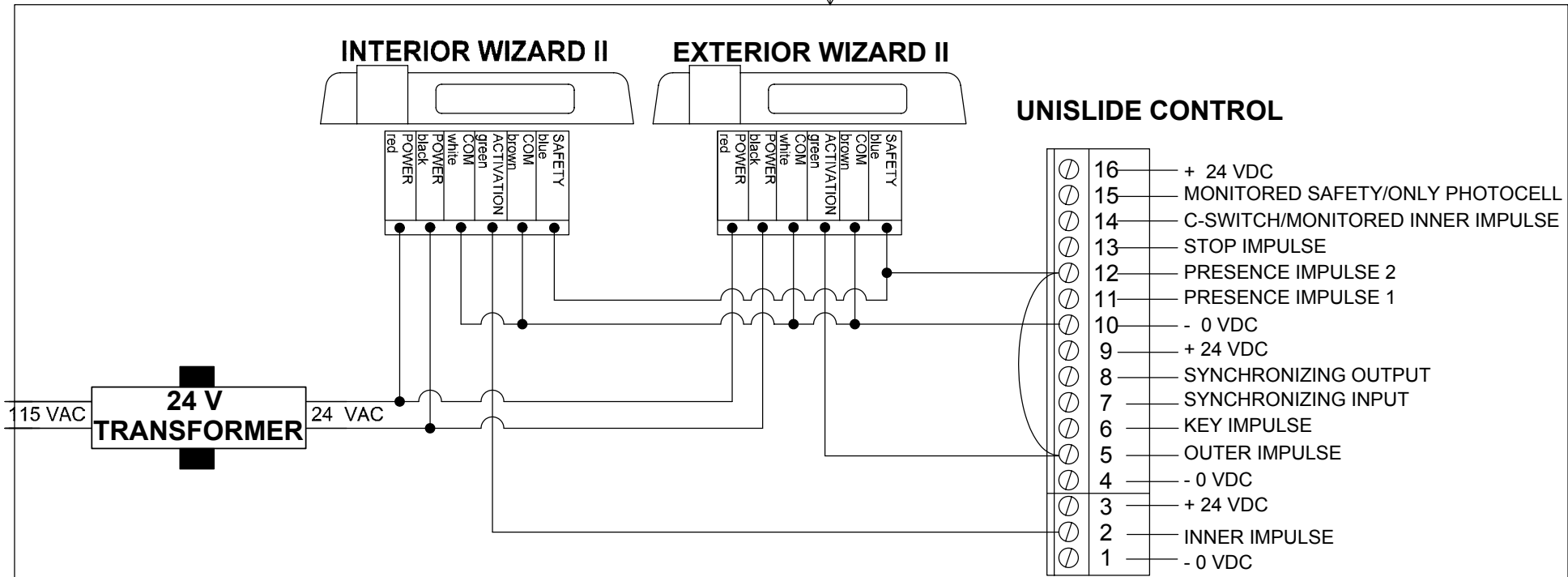
- NOTES: 1) REMOVE JUMPER #7 THIS ALLOWS THE BODYGUARD TO SAFETY THE DOOR.
 2) WHEN USING SAFETY BEAM, USE MICROCELL 1 OR SBK30. SBK-111 WILL NOT WORK.
 3) DIPSWITCHES 1 THRU 5 LOCKOUT TIME, 6 ON, 7 ON, 8 OFF.

IF AFTER TROUBLESHOOTING A PROBLEM, A SATISFACTORY SOLUTION CANNOT BE ACHIEVED, PLEASE CALL B.E.A., INC. FOR FURTHER ASSISTANCE DURING EASTERN STANDARD TIME AT 1-800-523-2462 FROM 8AM - 5PM. FOR AFTER-HOURS, CALL EAST COAST: 1-866-836-1863 OR 1-800-407-4545 / MID-WEST: 1-888-308-8843 / WEST COAST: 1-888-419-2564. DO NOT LEAVE ANY PROBLEM UNRESOLVED. IF YOU MUST WAIT FOR THE FOLLOWING WORKDAY TO CALL B.E.A., LEAVE THE DOOR INOPERABLE UNTIL SATISFACTORY REPAIRS CAN BE MADE. NEVER SACRIFICE THE SAFE OPERATION OF THE AUTOMATIC DOOR OR GATE FOR AN INCOMPLETE SOLUTION. WEB: WWW.BEASENSORS.COM

BEA
 We open up New Horizons
 HALMA GROUP COMPANY
 100 ENTERPRISE DRIVE
 PITTSBURGH, PA 15275
 PHONE: (412) 249-4100
 FAX: (412) 249-4101
 EMAIL: www.beasensors.com

**TITLE: POWER SWING LE OPERATOR LO21B/U
 WITH PASSPORT SYSTEM BODYGUARD
 APPROACH SIDE SUPERSCAN**

SIZE: A	DRAWN BY: KJG	REV BY: WJR	PART NO: 80.0141.04
	SCALE: NONE	DATE: 07 NOV 2008	SHEET 1 OF 1



NOTES:

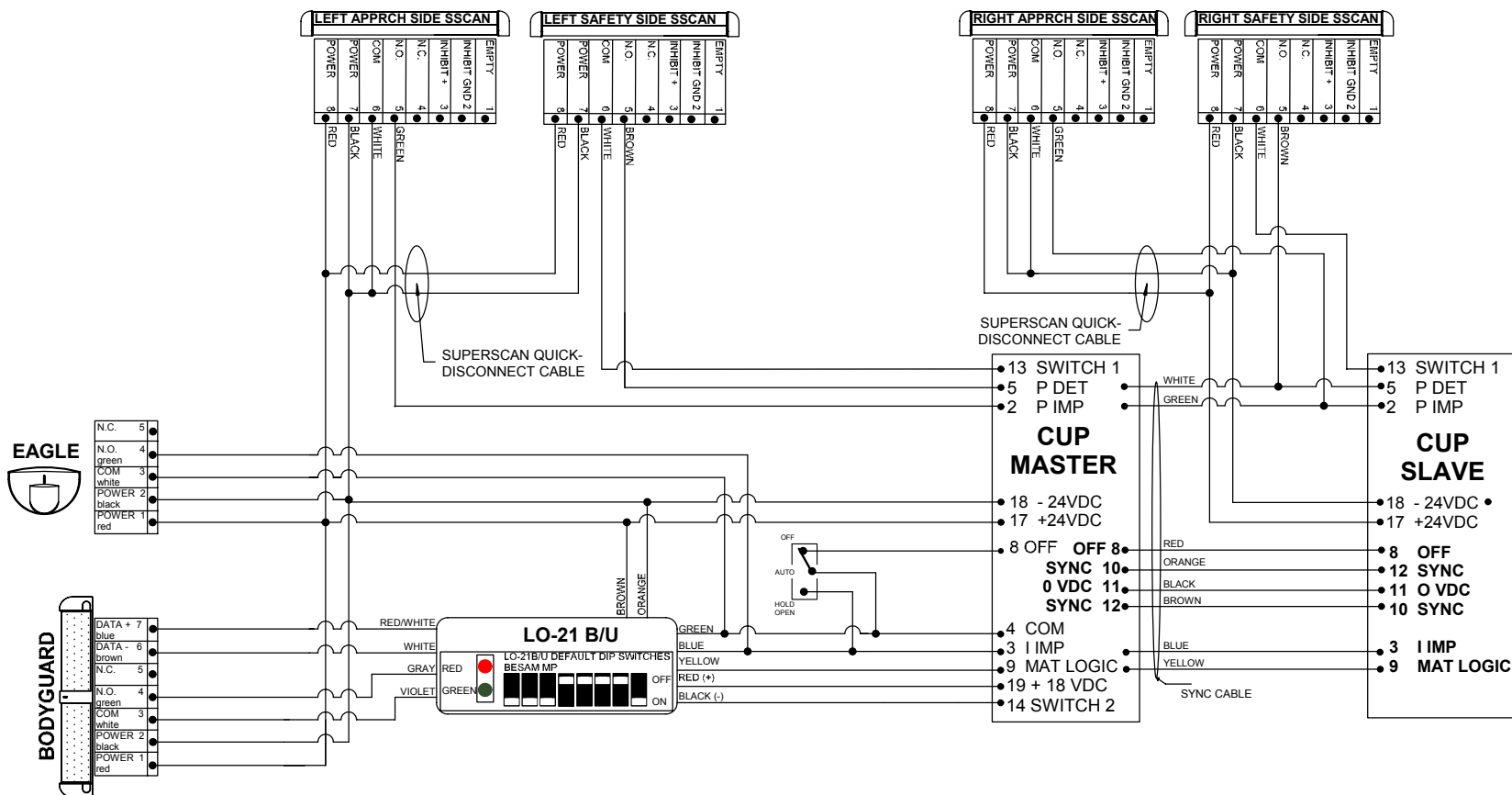
- 1) DO NOT CONNECT BROWN WIRES TO C-SWITCH COMMON.
- 2) OBSERVE POLARITY WITH THE BROWN WIRE CONNECTED TO GROUND (0 VDC).
- 3) A JUMPER MUST BE INSTALLED BETWEEN PINS 5, 12 ON THE CONTROL BOX IN ONE-WAY TRAFFIC MODE TO COMPLY WITH ANSI A156.10 SECTION 8.3.3.
- 4) CAN POWER SENSOR FROM CONTROL BOX

IF AFTER TROUBLESHOOTING A PROBLEM, A SATISFACTORY SOLUTION CANNOT BE ACHIEVED, PLEASE CALL B.E.A., INC. FOR FURTHER ASSISTANCE DURING EASTERN STANDARD TIME AT 1-800-523-2462 FROM 8AM - 5PM. FOR AFTER-HOURS, CALL EAST COAST: 1-866-836-1863 OR 1-800-407-4545 / MID-WEST: 1-888-308-8843 / WEST COAST: 1-888-419-2564. DO NOT LEAVE ANY PROBLEM UNRESOLVED. IF YOU MUST WAIT FOR THE FOLLOWING WORKDAY TO CALL B.E.A., LEAVE THE DOOR INOPERABLE UNTIL SATISFACTORY REPAIRS CAN BE MADE. NEVER SACRIFICE THE SAFE OPERATION OF THE AUTOMATIC DOOR OR GATE FOR AN INCOMPLETE SOLUTION. WEB: WWW.BEASENSORS.COM

BEA
We open up New Horizons
 HALMA GROUP
 COMPANY
 100 ENTERPRISE DRIVE
 PITTSBURGH, PA 15275
 PHONE: (412) 249-4100
 FAX: (412) 249-4101
 EMAIL: www.beasensors.com

TITLE: BESAM UNISLIDE SLIDING DOOR WITH WIZARD SYSTEM

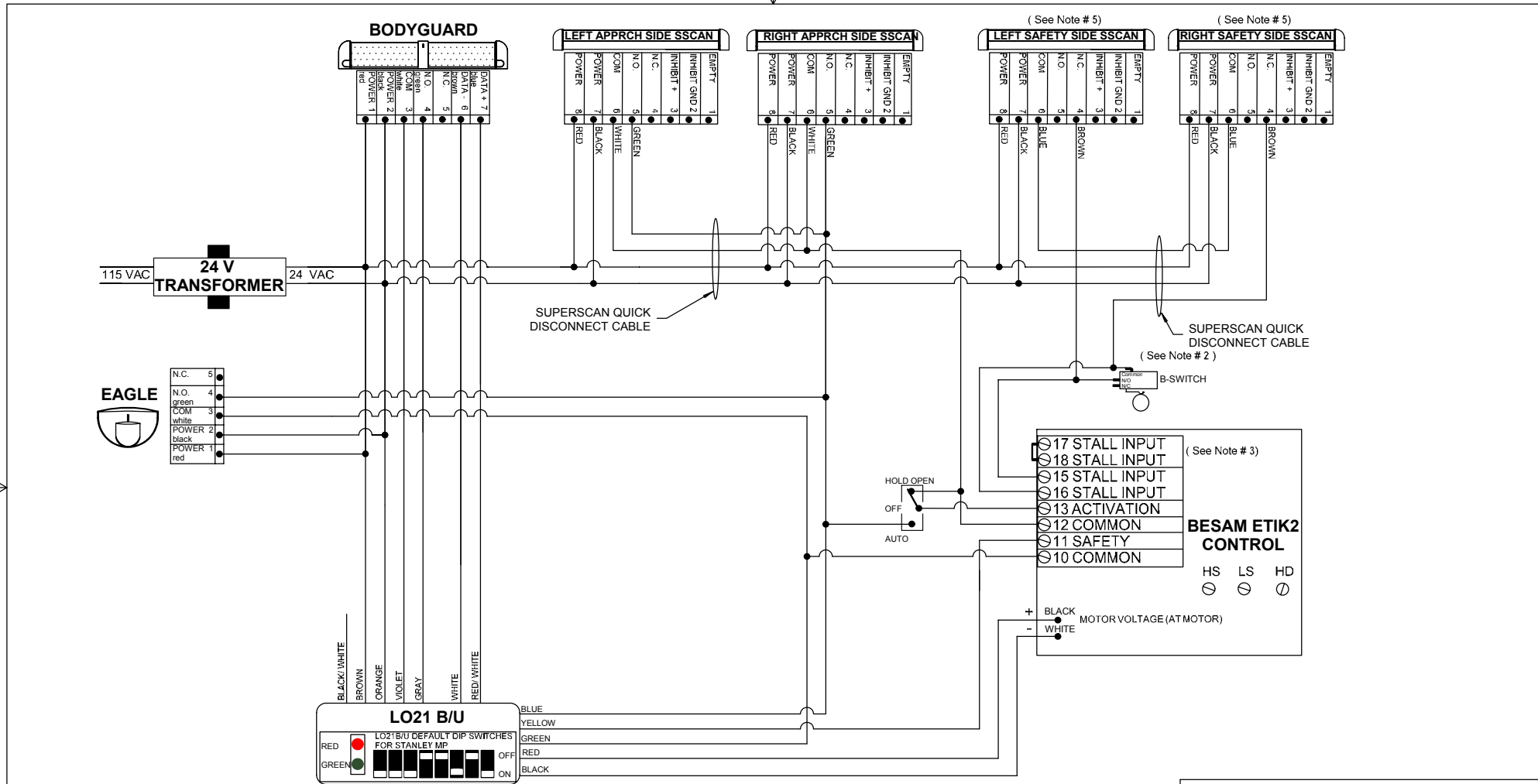
SIZE: A	DRAWN BY: KJG	REV BY: TUC	PART NO: 80.0163.04
	SCALE: NONE	DATE: 30 NOV 2005	SHEET 1 OF 1



- NOTES: 1) DO NOT POWER ALL SENSORS FROM MASTER CONTROL BOX. POWER SOME OF THE SENSORS OFF OF THE SLAVE CONTROL.
 2) ON BOTH CONTROLS SET PMD FUNCTIONS F20 = a, F19 = b, F18 = 00, F17=00, F16 = 05, F14 = a, F13 = a, F11 = 65 DEGREES.
 3) ON THE MASTER CONTROL SET FUNCTION F12 TO 3 DEGREES LESS THAN F10.
 4) THE WIRING OF THE SUPERSCAN IS USING THE QUICK DISCONNECT CABLES WITH PREWIRED ON SAFETY SIDE.
 5) CONFIRM ALL SYNC LINES. ADDING SYNC LINES MAY BE REQUIRED.
 6) DIPSWITCHES 1 THRU 5 LOCKOUT TIME. 6 OFF, 7 OFF, 8 ON.

IF AFTER TROUBLESHOOTING A PROBLEM, A SATISFACTORY SOLUTION CANNOT BE ACHIEVED, PLEASE CALL B.E.A., INC. FOR FURTHER ASSISTANCE DURING EASTERN STANDARD TIME AT 1-800-523-2462 FROM 8AM - 5PM. FOR AFTER-HOURS, CALL EAST COAST: 1-866-836-1863 OR 1-800-407-4545 / MID-WEST: 1-888-308-8843 / WEST COAST: 1-888-419-2564. DO NOT LEAVE ANY PROBLEM UNRESOLVED. IF YOU MUST WAIT FOR THE FOLLOWING WORKDAY TO CALL B.E.A., LEAVE THE DOOR INOPERABLE UNTIL SATISFACTORY REPAIRS CAN BE MADE. NEVER SACRIFICE THE SAFE OPERATION OF THE AUTOMATIC DOOR OR GATE FOR AN INCOMPLETE SOLUTION.WEB: WWW.BEASSENSORS.COM

		100 ENTERPRISE DRIVE PITTSBURGH, PA 15275 PHONE: (412) 249-4100 FAX: (412) 249-4101 EMAIL: www.beasensors.com	
TITLE: BESAM MP VER. 6.3,4 DUAL WITH LO21B/U PASSPORT PLUS / PARALLAX 2, Q-DISCONNECT ON APPROACH SIDE			
SIZE:	DRAWN BY:	REV BY:	PART NO:
B	KJG	TUC	80.0165.07
SCALE:	DATE:	SHEET	
NONE	30 NOV 05	1 OF 1	



- NOTES: 1) LO21B/U DIPSWITCHES: #1-5 (LOCK-OUT TIMING), #6 (DOWN/ON), #7 (UP/OFF), #8 (DOWN/ ON).
 2) USE N/O CONTACT OF B-SWITCH. SHALL CLOSE CONTACT AT APPROX. 65-70 DEGREES.
 3) INSTALL A JUMPER WIRE ON PINS 17, 18.
 4) LH MOTOR SHOWN, REVERSE RED AND BLACK WIRES FOR RH MOTOR.
 5) INSTALL BLUE WIRE IN PIN 6. INSERT WHITE WIRE INTO PIN 1.

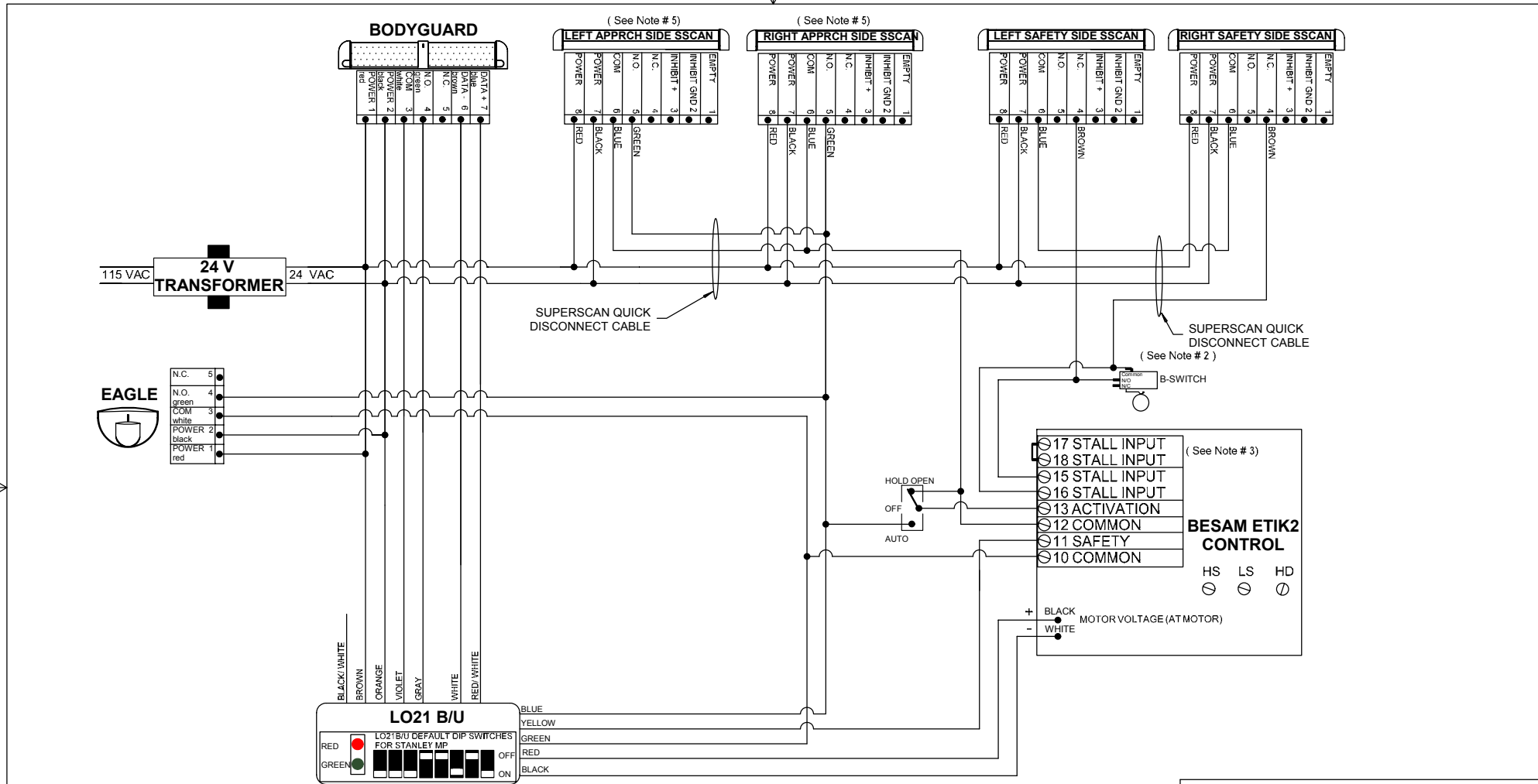
IF AFTER TROUBLESHOOTING A PROBLEM, A SATISFACTORY SOLUTION CANNOT BE ACHIEVED, PLEASE CALL B.E.A., INC. FOR FURTHER ASSISTANCE DURING EASTERN STANDARD TIME AT 1-800-523-2462 FROM 8AM - 5PM. FOR AFTER-HOURS, CALL EAST COAST: 1-866-836-1863 OR 1-800-407-4545 / MID-WEST: 1-888-308-8843 / WEST COAST: 1-888-419-2564. DO NOT LEAVE ANY PROBLEM UNRESOLVED. IF YOU MUST WAIT FOR THE FOLLOWING WORKDAY TO CALL B.E.A., LEAVE THE DOOR INOPERABLE UNTIL SATISFACTORY REPAIRS CAN BE MADE. NEVER SACRIFICE THE SAFE OPERATION OF THE AUTOMATIC DOOR OR GATE FOR AN INCOMPLETE SOLUTION. WEB: WWW.BEASENSORS.COM

BEA
We open up New Horizons
HARIMA GROUP COMPANY

100 ENTERPRISE DRIVE
PITTSBURGH, PA 15275
PHONE: (412) 249-4100
FAX: (412) 249-4101
EMAIL: www.beasensors.com

TITLE: BESAM 300/400 (ETIK2) WITH LO-21B/U PASSPORT PLUS PARALLAX II SYSTEM Q-DISCONNECT ON APPROACH SIDE

SIZE: B	DRAWN BY: KJG	REV BY: TUC	PART NO: 80.0182.04
SCALE: NONE	DATE: 01 DEC 2005	SHEET: 1 OF 1	



- NOTES: 1) LO21B/U DIPSWITCHES: #1-5 (LOCK-OUT TIMING), #6 (DOWN/ON), #7 (UP/OFF), #8 (DOWN/ ON).
 2) USE N/O CONTACT OF B-SWITCH. SHALL CLOSE CONTACT AT APPROX. 65-70 DEGREES.
 3) INSTALL A JUMPER WIRE ON PINS 17, 18.
 4) LH MOTOR SHOWN, REVERSE RED AND BLACK WIRES FOR RH MOTOR.
 5) INSTALL BLUE WIRE IN PIN 6. INSERT WHITE WIRE INTO PIN 1.

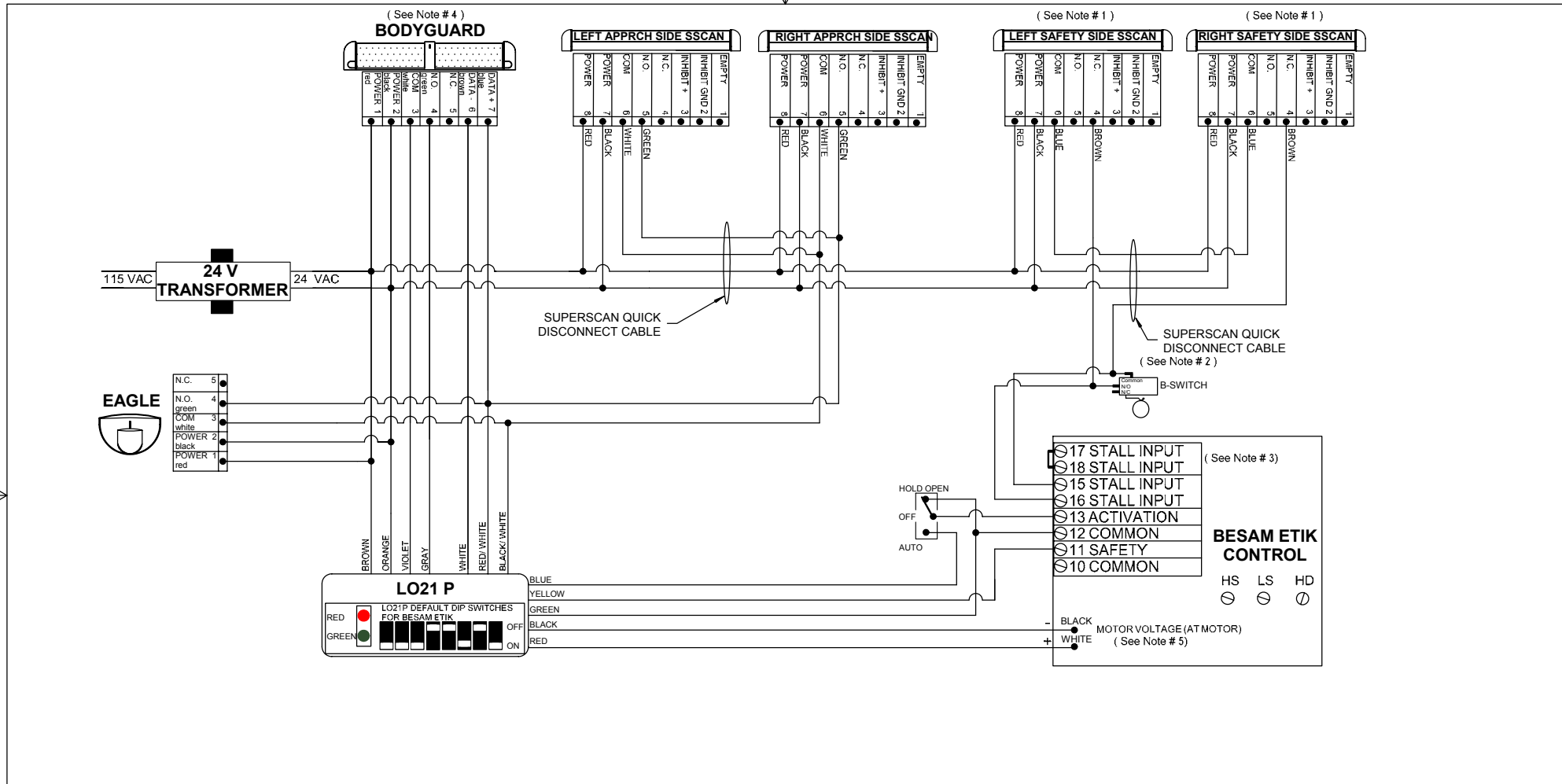
IF AFTER TROUBLESHOOTING A PROBLEM, A SATISFACTORY SOLUTION CANNOT BE ACHIEVED, PLEASE CALL B.E.A., INC. FOR FURTHER ASSISTANCE DURING EASTERN STANDARD TIME AT 1-800-523-2462 FROM 8AM - 5PM. FOR AFTER-HOURS, CALL EAST COAST: 1-866-836-1863 OR 1-800-407-4545 / MID-WEST: 1-888-308-8843 / WEST COAST: 1-888-419-2564. DO NOT LEAVE ANY PROBLEM UNRESOLVED. IF YOU MUST WAIT FOR THE FOLLOWING WORKDAY TO CALL B.E.A., LEAVE THE DOOR INOPERABLE UNTIL SATISFACTORY REPAIRS CAN BE MADE. NEVER SACRIFICE THE SAFE OPERATION OF THE AUTOMATIC DOOR OR GATE FOR AN INCOMPLETE SOLUTION. WEB: WWW.BEASENSORS.COM

BEA
 We open up New Horizons
 HANAMA GROUP COMPANY

100 ENTERPRISE DRIVE
 PITTSBURGH, PA 15275
 PHONE: (412) 249-4100
 FAX: (412) 249-4101
 EMAIL: www.beasensors.com

TITLE: BESAM 300/400 (ETIK2) WITH LO-21B/U PASSPORT PLUS PARALLAX II SYSTEM Q-DISCONNECT ON SAFETY SIDE

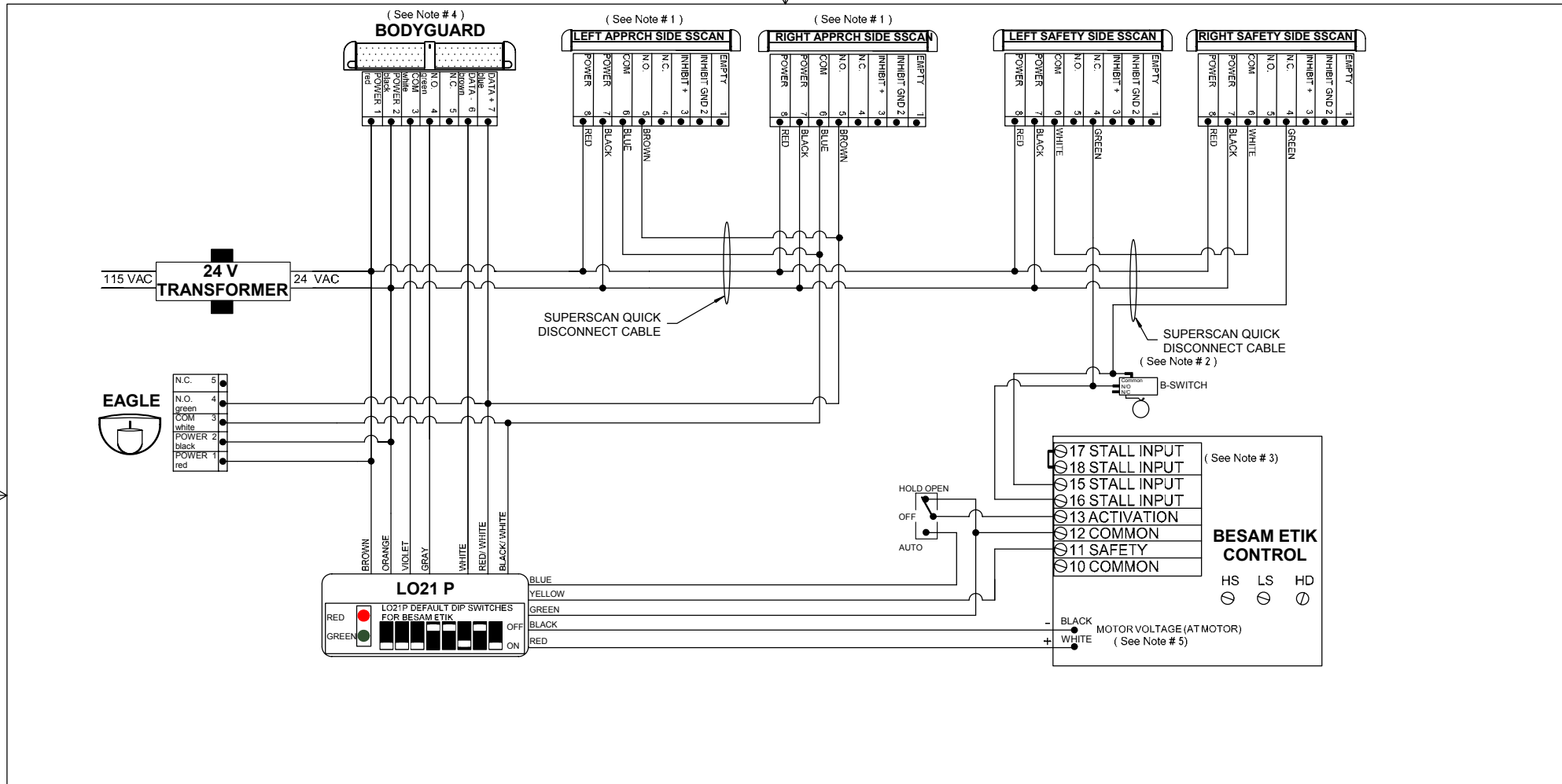
SIZE: B	DRAWN BY: KJG	REV BY: TUC	PART NO: 80.0184.04
SCALE: NONE	DATE: 01 DEC 2005	SHEET: 1 OF 1	



- NOTES: 1) INSTALL BLUE WIRE INTO PIN 6. INSTALL WHITE WIRE INTO PIN 1
 2) USE N/O CONTACT OF B-SWITCH. SHOULD CLOSE CONTACT AT APPROX. 65-70 DEGREES.
 3) INSTALL A JUMPER BETWEEN PINS 17&18
 4) THE BODYGUARD RELAY OUTPUT FUNCTION MUST BE CHANGED TO #2.
 5) RH MOTOR SHOWN, REVERSE LO-21P RED AND BLACK WIRES FOR LH MOTOR.

IF AFTER TROUBLESHOOTING A PROBLEM, A SATISFACTORY SOLUTION CANNOT BE ACHIEVED, PLEASE CALL B.E.A., INC. FOR FURTHER ASSISTANCE DURING EASTERN STANDARD TIME AT 1-800-523-2462 FROM 8AM - 5PM. FOR AFTER-HOURS, CALL EAST COAST: 1-866-836-1863 OR 1-800-407-4545 / MID-WEST: 1-888-308-8843 / WEST COAST: 1-888-419-2564. DO NOT LEAVE ANY PROBLEM UNRESOLVED. IF YOU MUST WAIT FOR THE FOLLOWING WORKDAY TO CALL B.E.A., LEAVE THE DOOR INOPERABLE UNTIL SATISFACTORY REPAIRS CAN BE MADE. NEVER SACRIFICE THE SAFE OPERATION OF THE AUTOMATIC DOOR OR GATE FOR AN INCOMPLETE SOLUTION. WEB: WWW.BEASENSORS.COM

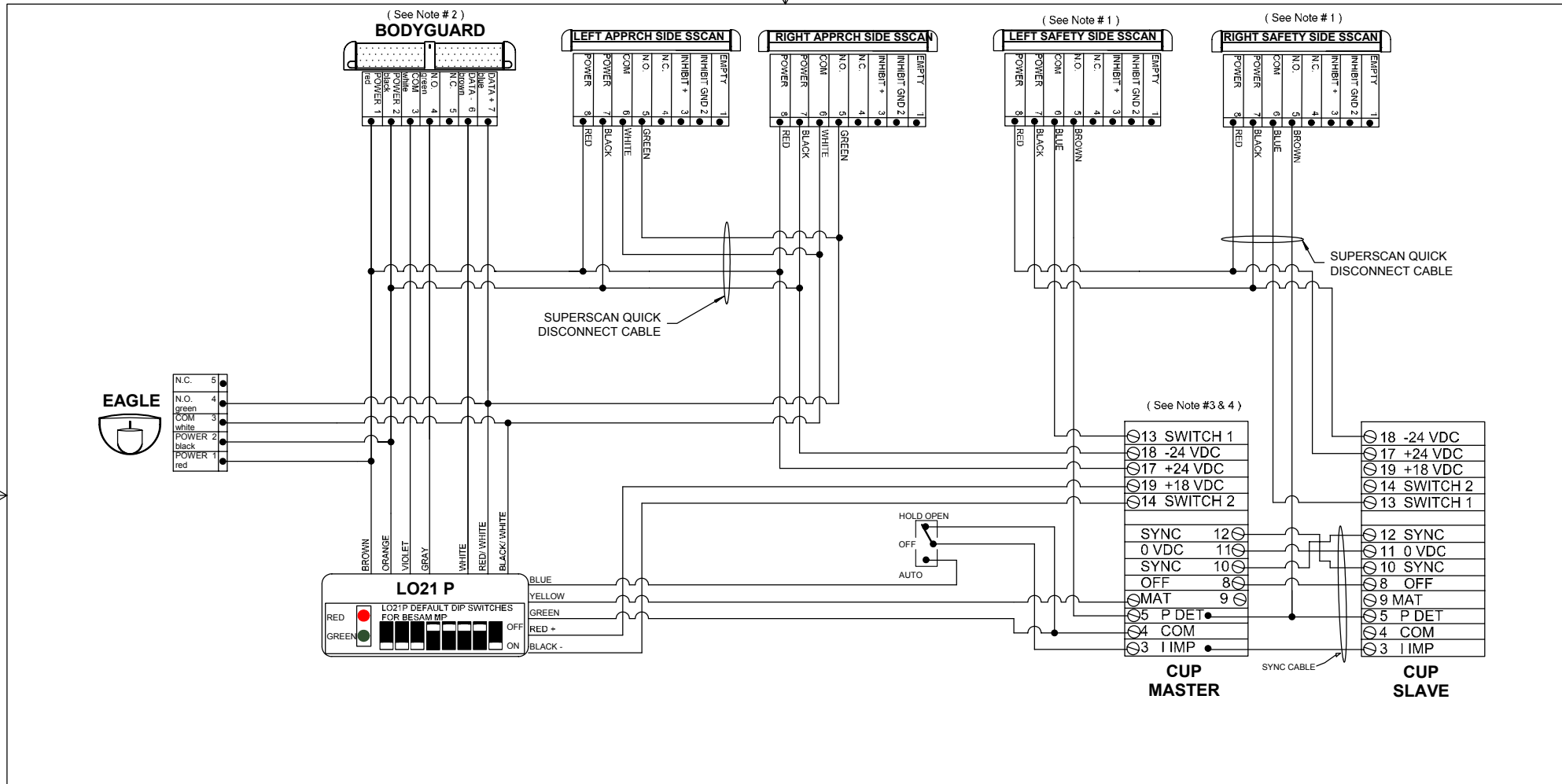
		100 ENTERPRISE DRIVE PITTSBURGH, PA 15275 PHONE: (412) 249-4100 FAX: (412) 249-4101 EMAIL: www.beasensors.com	
TITLE: BESAM 300/400 (ETIK2) WITH LO-21P PASSPORT PLUS PARALLAX II SYSTEM Q-DISCONNECT ON APPROACH SIDE			
SIZE: B	DRAWN BY: KJG	REV BY: TUC	PART NO: 80.0185.04
SCALE: NONE	DATE: 02 DEC 2005	SHEET: 1 OF 1	



- NOTES: 1) INSTALL BLUE WIRE INTO PIN 6. INSTALL WHITE WIRE INTO PIN 3
 2) USE N/O CONTACT OF B-SWITCH. SHOULD CLOSE CONTACT AT APPROX. 65-70 DEGREES.
 3) INSTALL A JUMPER BETWEEN PINS 17&18
 4) THE BODYGUARD RELAY OUTPUT FUNCTION MUST BE CHANGED TO #2.
 5) RH MOTOR SHOWN, REVERSE LO-21P RED AND BLACK WIRES FOR LH MOTOR.

IF AFTER TROUBLESHOOTING A PROBLEM, A SATISFACTORY SOLUTION CANNOT BE ACHIEVED, PLEASE CALL B.E.A., INC. FOR FURTHER ASSISTANCE DURING EASTERN STANDARD TIME AT 1-800-523-2462 FROM 8AM - 5PM. FOR AFTER-HOURS, CALL EAST COAST: 1-866-836-1863 OR 1-800-407-4545 / MID-WEST: 1-888-308-8843 / WEST COAST: 1-888-419-2564. DO NOT LEAVE ANY PROBLEM UNRESOLVED. IF YOU MUST WAIT FOR THE FOLLOWING WORKDAY TO CALL B.E.A., LEAVE THE DOOR INOPERABLE UNTIL SATISFACTORY REPAIRS CAN BE MADE. NEVER SACRIFICE THE SAFE OPERATION OF THE AUTOMATIC DOOR OR GATE FOR AN INCOMPLETE SOLUTION. WEB: WWW.BEASENSORS.COM

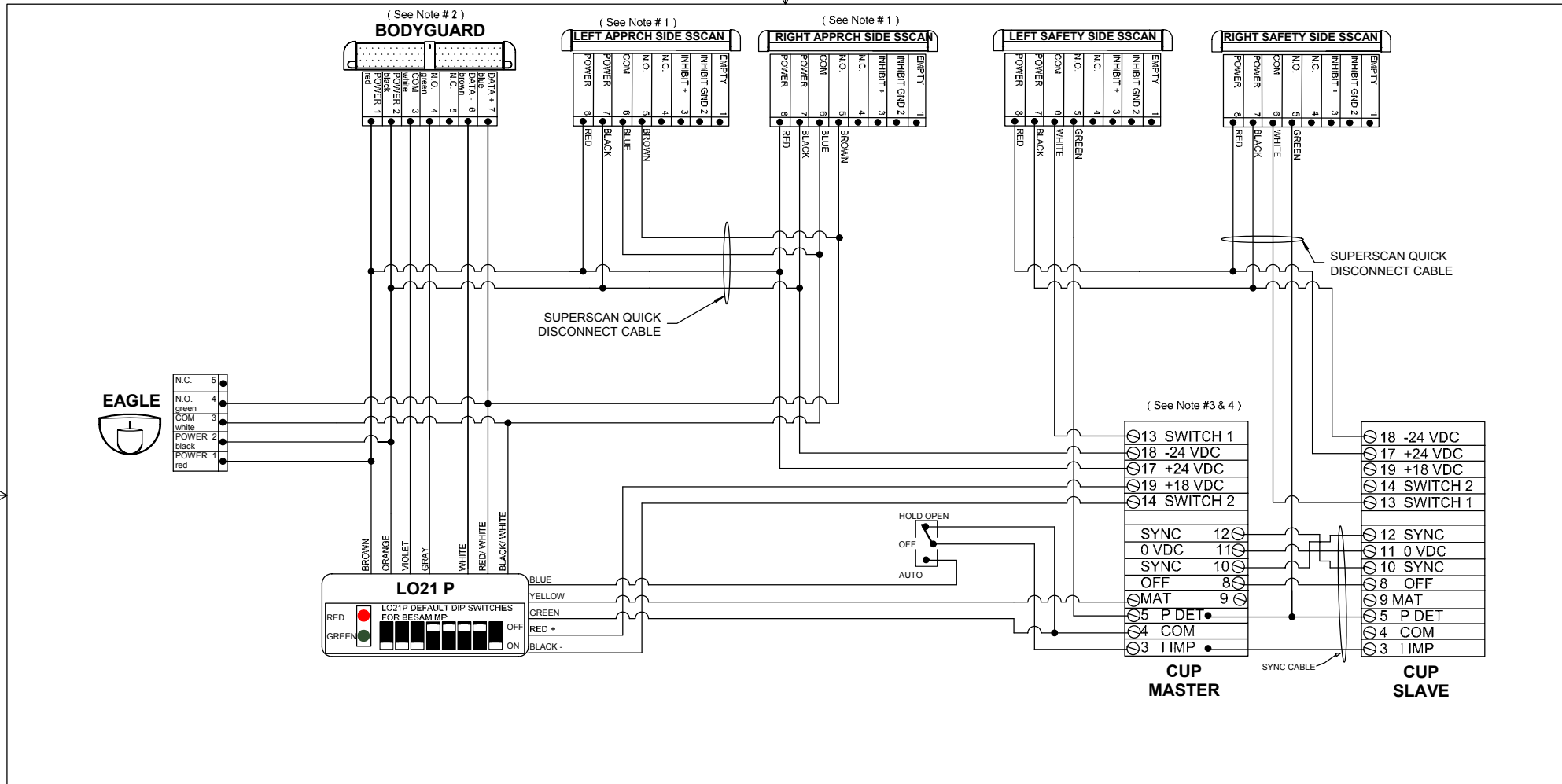
		100 ENTERPRISE DRIVE PITTSBURGH, PA 15275 PHONE: (412) 249-4100 FAX: (412) 249-4101 EMAIL: www.beasensors.com	
TITLE: BESAM 300/400 (ETIK2) WITH LO-21P PASSPORT PLUS PARALLAX II SYSTEM Q-DISCONNECT ON SAFETY SIDE			
SIZE: B	DRAWN BY: KJG	REV BY: TUC	PART NO: 80.0186.04
SCALE: NONE	DATE: 02 DEC 2005	SHEET: 1 OF 1	



- NOTES: 1) INSERT SAFETY SIDE SUPERSSCAN BLUE WIRE INTO PIN 6, BROWN WIRE INTO PIN 5, AND WHITE WIRE INTO PIN 1.
 2) THE BODYGUARD RELAY OUTPUT FUNCTION MUST BE CHANGED TO #2.
 3) DO NOT POWER ALL THE SENSORS FROM ONE CONTROL BOX.
 4) ON BOTH CONTROLS SET PMD FUNCTIONS 20=a, 19=b, 18=00, 17=00, 14=a, 13=a, 12=3 DEGREES LESS THAN F10, 11= 65 DEGREES
 5) INHIBITING THE SAFETY SIDE SUPERSSCAN (F11) SHOULD OCCUR AT APPROX. 65-75 DEGREES.

IF AFTER TROUBLESHOOTING A PROBLEM, A SATISFACTORY SOLUTION CANNOT BE ACHIEVED, PLEASE CALL B.E.A., INC. FOR FURTHER ASSISTANCE DURING EASTERN STANDARD TIME AT 1-800-523-2462 FROM 8AM - 5PM. FOR AFTER-HOURS, CALL EAST COAST: 1-866-836-1863 OR 1-800-407-4545 / MID-WEST: 1-888-308-8843 / WEST COAST: 1-888-419-2564. DO NOT LEAVE ANY PROBLEM UNRESOLVED. IF YOU MUST WAIT FOR THE FOLLOWING WORKDAY TO CALL B.E.A., LEAVE THE DOOR INOPERABLE UNTIL SATISFACTORY REPAIRS CAN BE MADE. NEVER SACRIFICE THE SAFE OPERATION OF THE AUTOMATIC DOOR OR GATE FOR AN INCOMPLETE SOLUTION.WEB: WWW.BEASENSORS.COM

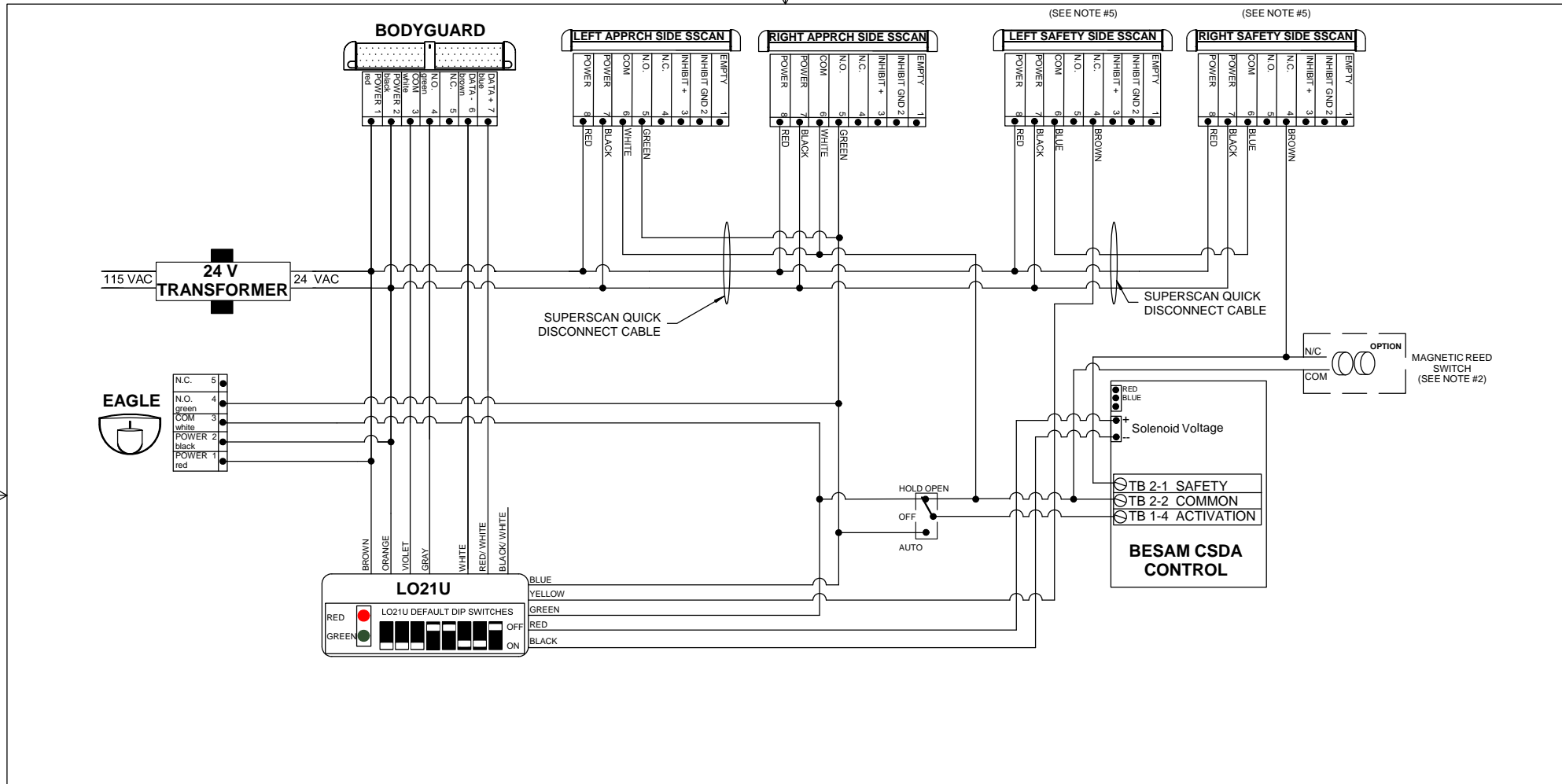
 We open up New Horizons HAMA GROUP COMPANY		100 ENTERPRISE DRIVE PITTSBURGH, PA 15275 PHONE: (412) 249-4100 FAX: (412) 249-4101 EMAIL: www.beasensors.com	
		TITLE: BESAM CUP VER. 6.3,6.4 CONTROL WITH LO-21P PARALLAX II SYSTEM Q-DISCONNECT ON APPROACH SIDE	
SIZE: B	DRAWN BY: KJG	REV BY: TUC	PART NO: 80.0193.02
SCALE: NONE	DATE: 02 DEC 2005	SHEET 1 OF 1	



- NOTES: 1) INSERT APPROACH SIDE SUPERSCAN BLUE WIRE INTO PIN 6, BROWN WIRE INTO PIN 5, AND WHITE WIRE INTO PIN 1.
 2) THE BODYGUARD RELAY OUTPUT FUNCTION MUST BE CHANGED TO #2.
 3) DO NOT POWER ALL THE SENSORS FROM ONE CONTROL BOX.
 4) ON BOTH CONTROLS SET PMD FUNCTIONS 20=a, 19=b, 18=00, 17=00, 14=a, 13=a, 12=3 DEGREES LESS THAN F10, 11= 65 DEGREES
 5) INHIBITING THE SAFETY SIDE SUPERSCAN (F11) SHOULD OCCUR AT APPROX. 65-75 DEGREES.

IF AFTER TROUBLESHOOTING A PROBLEM, A SATISFACTORY SOLUTION CANNOT BE ACHIEVED, PLEASE CALL B.E.A., INC. FOR FURTHER ASSISTANCE DURING EASTERN STANDARD TIME AT 1-800-523-2462 FROM 8AM - 5PM. FOR AFTER-HOURS, CALL EAST COAST: 1-866-836-1863 OR 1-800-407-4545 / MID-WEST: 1-888-308-8843 / WEST COAST: 1-888-419-2564. DO NOT LEAVE ANY PROBLEM UNRESOLVED. IF YOU MUST WAIT FOR THE FOLLOWING WORKDAY TO CALL B.E.A., LEAVE THE DOOR INOPERABLE UNTIL SATISFACTORY REPAIRS CAN BE MADE. NEVER SACRIFICE THE SAFE OPERATION OF THE AUTOMATIC DOOR OR GATE FOR AN INCOMPLETE SOLUTION.WEB: WWW.BEASENSORS.COM

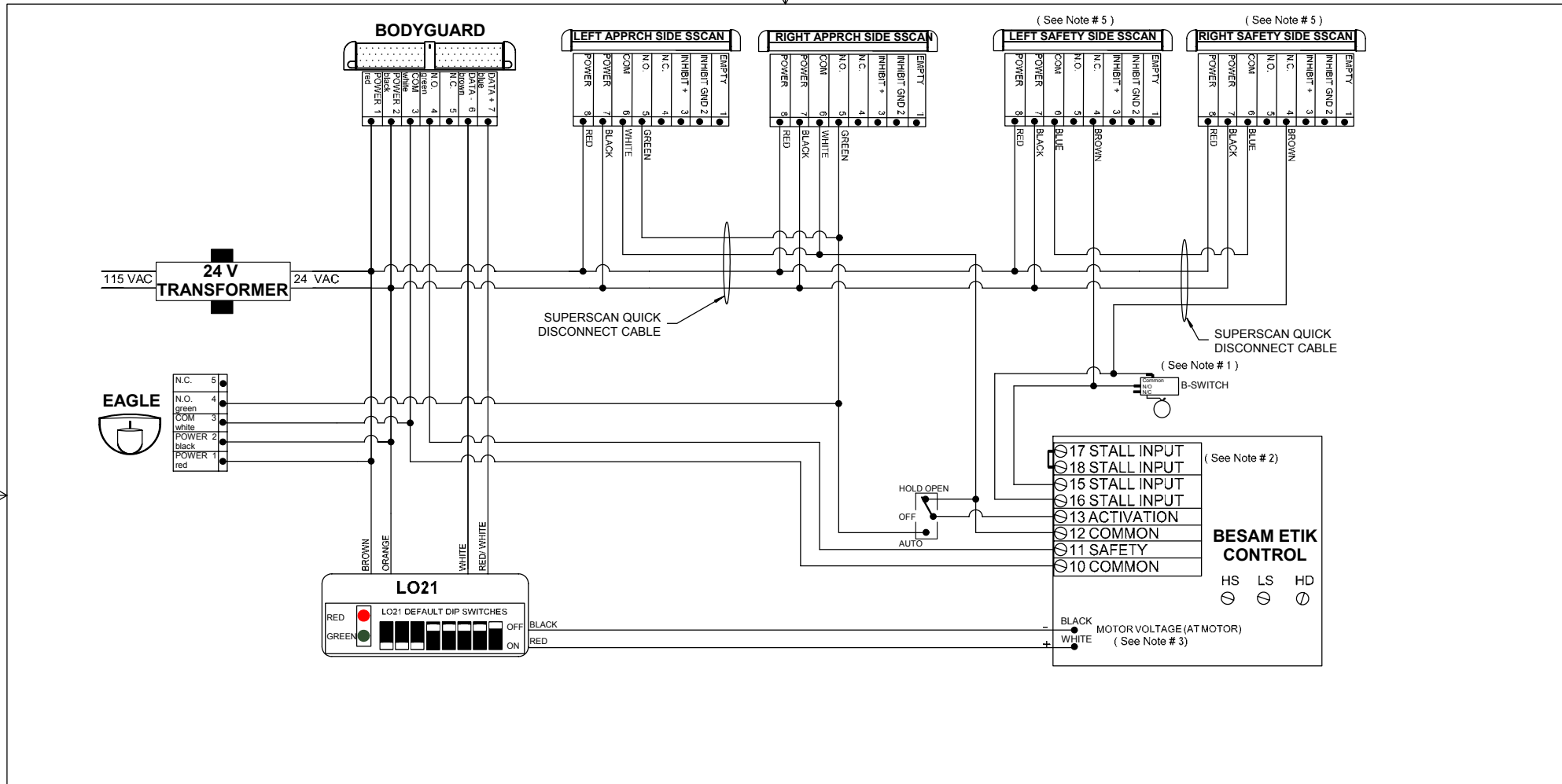
		100 ENTERPRISE DRIVE PITTSBURGH, PA 15275 PHONE: (412) 249-4100 FAX: (412) 249-4101 EMAIL: www.beasensors.com	
		TITLE: BESAM CUP VER. 6.3,6.4 CONTROL WITH LO-21P PARALLAX II SYSTEM Q-DISCONNECT ON SAFETY SIDE	
SIZE: B	DRAWN BY: KJG	REV BY: TUC	PART NO: 80.0194.03
SCALE: NONE	DATE: 02 DEC 2005	SHEET 1 OF 1	



- NOTES: 1) LO21U DIPSWITCHES: #1-5 (LOCK-OUT TIMING), #6 (DOWN/ON), #7 (DOWN/ON), #8 (UP/OFF).
 2) LO-21B MAY BE SUBSTITUTED FOR THE LO-21U.
 3) SWITCH SHALL CLOSE AT APPROX. 65-70 DEGREES.
 4) REMOVE JUMPER #7 THIS ALLOWS THE BODYGUAR TO SAFETY THE DOOR.
 5) INSERT SAFETY SIDE SUPERSCAN BLUE WIRE INTO PIN 6, BROWN INTO PIN4, WHITE INTO PIN 1.

IF AFTER TROUBLESHOOTING A PROBLEM, A SATISFACTORY SOLUTION CANNOT BE ACHIEVED, PLEASE CALL B.E.A., INC. FOR FURTHER ASSISTANCE DURING EASTERN STANDARD TIME AT 1-800-523-2462 FROM 8AM - 5PM. FOR AFTER-HOURS, CALL EAST COAST: 1-866-836-1863 OR 1-800-407-4545 / MID-WEST: 1-888-308-8843 / WEST COAST: 1-888-419-2564. DO NOT LEAVE ANY PROBLEM UNRESOLVED. IF YOU MUST WAIT FOR THE FOLLOWING WORKDAY TO CALL B.E.A., LEAVE THE DOOR INOPERABLE UNTIL SATISFACTORY REPAIRS CAN BE MADE. NEVER SACRIFICE THE SAFE OPERATION OF THE AUTOMATIC DOOR OR GATE FOR AN INCOMPLETE SOLUTION.WEB: WWW.BEASENSORS.COM

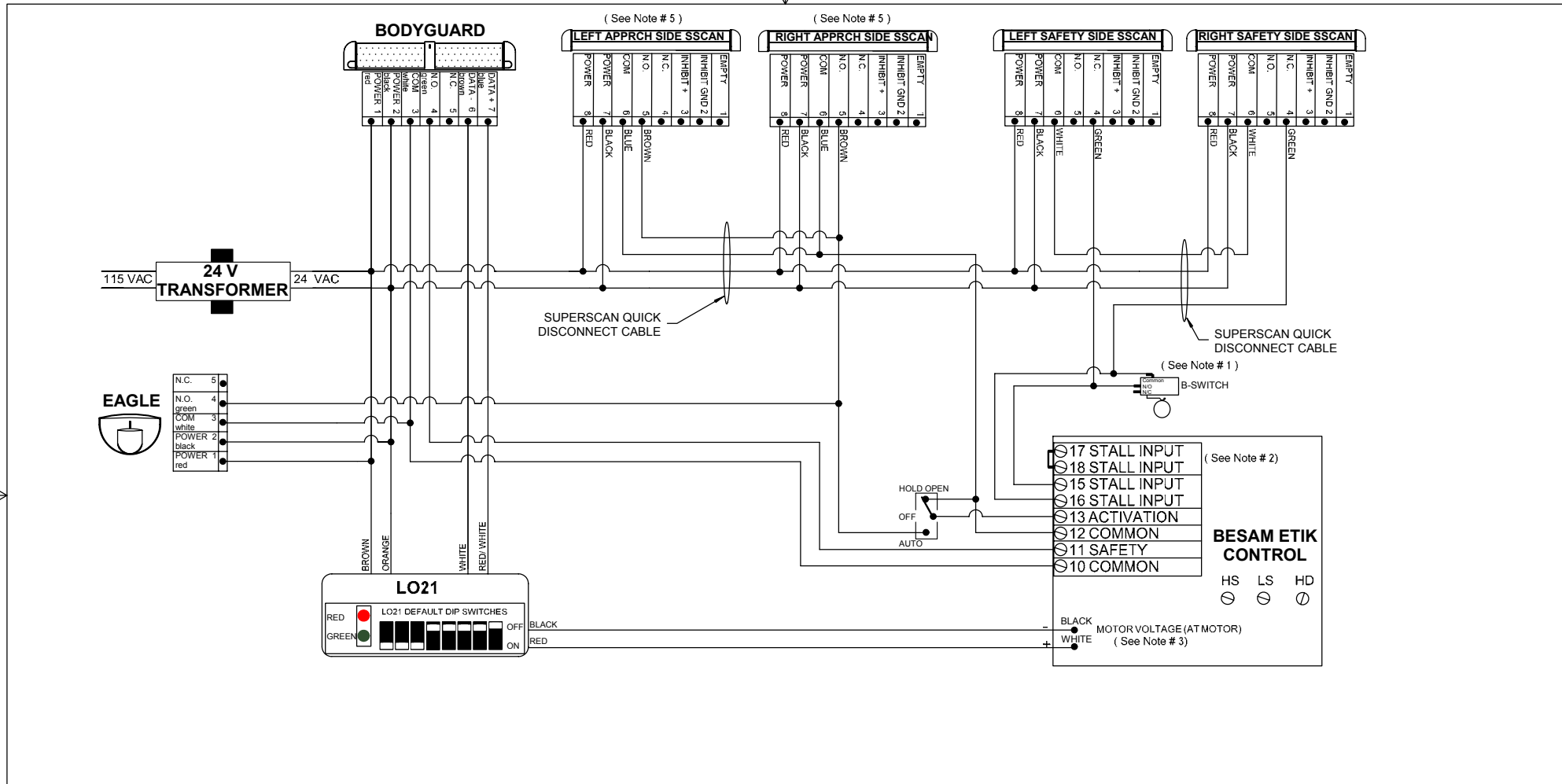
		100 ENTERPRISE DRIVE PITTSBURGH, PA 15275 PHONE: (412) 249-4100 FAX: (412) 249-4101 EMAIL: www.beasensors.com	
TITLE: BESAM POWERSWING WITH LO-21U PASSPORT PLUS PARALLAX II SYSTEM Q-DISCONNECT ON APPROACH SIDE			
SIZE: B	DRAWN BY: KJG	REV BY: WJR	PART NO: 80.0196.03
SCALE: NONE	DATE: 26 NOV 2008	SHEET: 1 OF 1	



- NOTES: 1) SET B-SWITCH TO NORMALLY OPEN PIN AND VERIFY IT CLOSSES AT APPROX. 65-70 DEGREES.
 2) INSTALL A JUMPER WIRE ON PINS 17, 18.
 3) RH MOTOR SHOWN, REVERSE LO-21 RED AND BLACK WIRES FOR LH MOTOR.
 4) HOLD ADJUSTMENT (HD) MAY NEED TO BE ADJUSTED TO APPROX. 12 VOLTS FOR PROPER OPERATION OF LOCKOUT.
 5) INSERT SAFETY SIDE SUPERSCAN BLUE WIRE INTO PIN 6, BROWN WIRE INTO PIN 5, AND WHITE WIRE INTO PIN 1.

IF AFTER TROUBLESHOOTING A PROBLEM, A SATISFACTORY SOLUTION CANNOT BE ACHIEVED, PLEASE CALL B.E.A., INC. FOR FURTHER ASSISTANCE DURING EASTERN STANDARD TIME AT 1-800-523-2462 FROM 8AM - 5PM. FOR AFTER-HOURS, CALL EAST COAST: 1-866-836-1863 OR 1-800-407-4545 / MID-WEST: 1-888-308-8843 / WEST COAST: 1-888-419-2564. DO NOT LEAVE ANY PROBLEM UNRESOLVED. IF YOU MUST WAIT FOR THE FOLLOWING WORKDAY TO CALL B.E.A., LEAVE THE DOOR INOPERABLE UNTIL SATISFACTORY REPAIRS CAN BE MADE. NEVER SACRIFICE THE SAFE OPERATION OF THE AUTOMATIC DOOR OR GATE FOR AN INCOMPLETE SOLUTION. WEB: WWW.BEASENSORS.COM

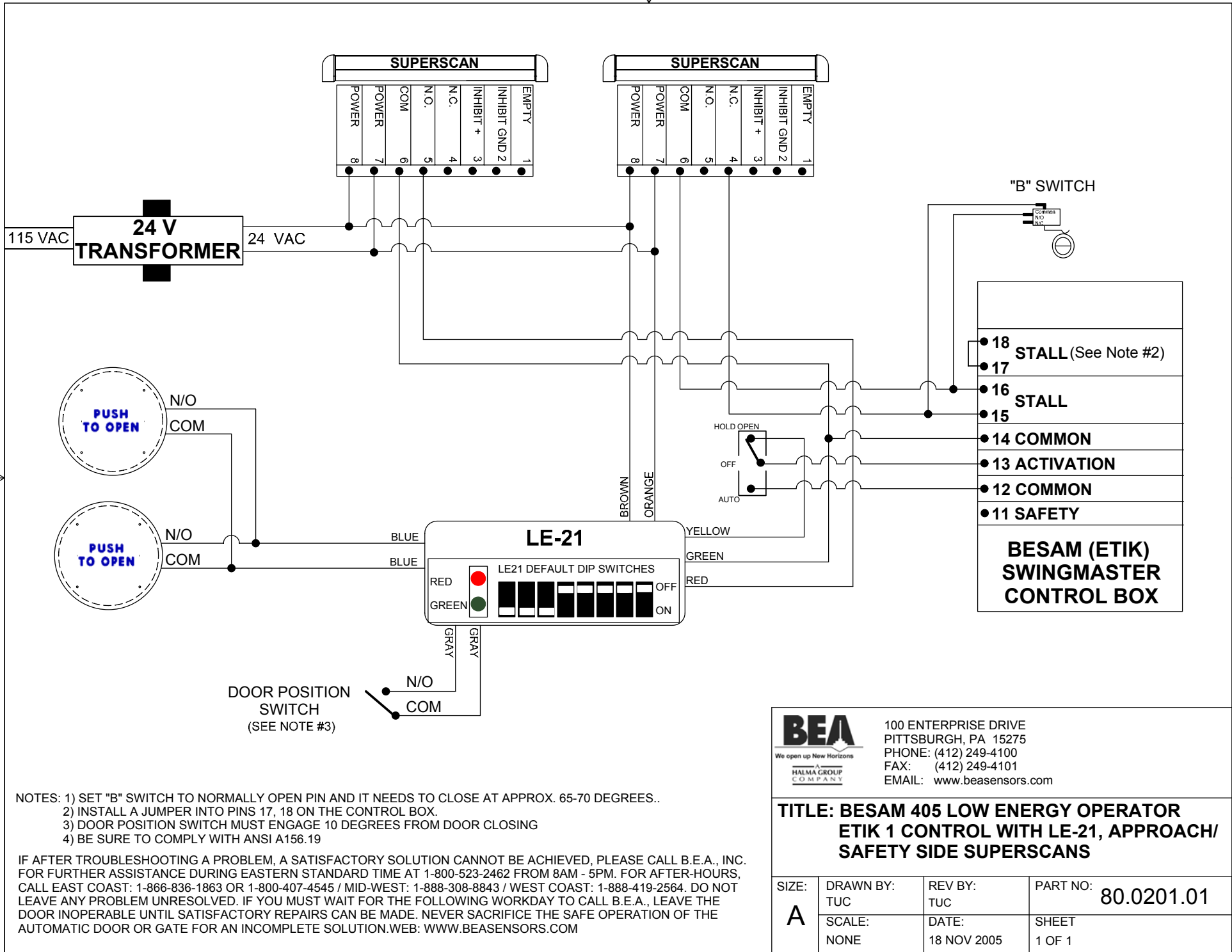
		100 ENTERPRISE DRIVE PITTSBURGH, PA 15275 PHONE: (412) 249-4100 FAX: (412) 249-4101 EMAIL: www.beasensors.com	
TITLE: BESAM 300/400 (ETIK2) WITH LO-21 PARALLAX II SYSTEM Q-DISCONNECT ON APPROACH SIDE			
SIZE: B	DRAWN BY: KJG	REV BY: TUC	PART NO: 80.0198.02
SCALE: NONE	DATE: 02 DEC 2005	SHEET: 1 OF 1	



- NOTES: 1) SET B-SWITCH TO NORMALLY OPEN PIN AND VERIFY IT CLOSSES AT APPROX. 65-70 DEGREES.
 2) INSTALL A JUMPER WIRE ON PINS 17, 18.
 3) RH MOTOR SHOWN, REVERSE LO-21 RED AND BLACK WIRES FOR LH MOTOR.
 4) HOLD ADJUSTMENT (HD) MAY NEED TO BE ADJUSTED TO APPROX. 12 VOLTS FOR PROPER OPERATION OF LOCKOUT.
 5) INSERT SAFETY SIDE SUPERSCAN BLUE WIRE INTO PIN 6, BROWN WIRE INTO PIN 5, AND WHITE WIRE INTO PIN 1.

IF AFTER TROUBLESHOOTING A PROBLEM, A SATISFACTORY SOLUTION CANNOT BE ACHIEVED, PLEASE CALL B.E.A., INC. FOR FURTHER ASSISTANCE DURING EASTERN STANDARD TIME AT 1-800-523-2462 FROM 8AM - 5PM. FOR AFTER-HOURS, CALL EAST COAST: 1-866-836-1863 OR 1-800-407-4545 / MID-WEST: 1-888-308-8843 / WEST COAST: 1-888-419-2564. DO NOT LEAVE ANY PROBLEM UNRESOLVED. IF YOU MUST WAIT FOR THE FOLLOWING WORKDAY TO CALL B.E.A., LEAVE THE DOOR INOPERABLE UNTIL SATISFACTORY REPAIRS CAN BE MADE. NEVER SACRIFICE THE SAFE OPERATION OF THE AUTOMATIC DOOR OR GATE FOR AN INCOMPLETE SOLUTION. WEB: WWW.BEASENSORS.COM

		100 ENTERPRISE DRIVE PITTSBURGH, PA 15275 PHONE: (412) 249-4100 FAX: (412) 249-4101 EMAIL: www.beasensors.com	
TITLE: BESAM 300/400 (ETIK2) WITH LO-21 PARALLAX II SYSTEM Q-DISCONNECT ON SAFETY SIDE			
SIZE: B	DRAWN BY: KJG SCALE: NONE	REV BY: TUC DATE: 02 DEC 2005	PART NO: 80.0199.02 SHEET 1 OF 1



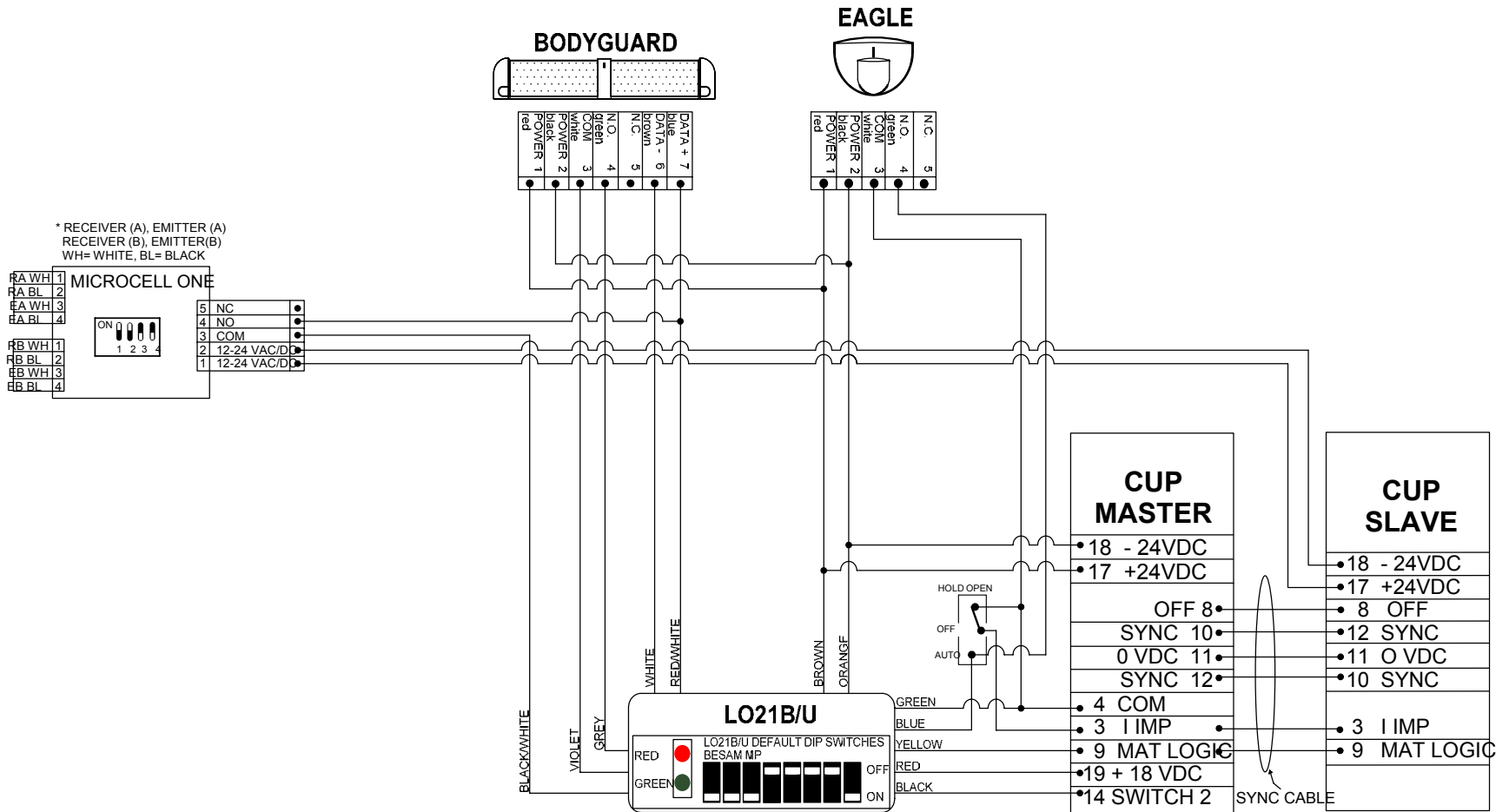
- NOTES: 1) SET "B" SWITCH TO NORMALLY OPEN PIN AND IT NEEDS TO CLOSE AT APPROX. 65-70 DEGREES..
 2) INSTALL A JUMPER INTO PINS 17, 18 ON THE CONTROL BOX.
 3) DOOR POSITION SWITCH MUST ENGAGE 10 DEGREES FROM DOOR CLOSING
 4) BE SURE TO COMPLY WITH ANSI A156.19

IF AFTER TROUBLESHOOTING A PROBLEM, A SATISFACTORY SOLUTION CANNOT BE ACHIEVED, PLEASE CALL B.E.A., INC. FOR FURTHER ASSISTANCE DURING EASTERN STANDARD TIME AT 1-800-523-2462 FROM 8AM - 5PM. FOR AFTER-HOURS, CALL EAST COAST: 1-866-836-1863 OR 1-800-407-4545 / MID-WEST: 1-888-308-8843 / WEST COAST: 1-888-419-2564. DO NOT LEAVE ANY PROBLEM UNRESOLVED. IF YOU MUST WAIT FOR THE FOLLOWING WORKDAY TO CALL B.E.A., LEAVE THE DOOR INOPERABLE UNTIL SATISFACTORY REPAIRS CAN BE MADE. NEVER SACRIFICE THE SAFE OPERATION OF THE AUTOMATIC DOOR OR GATE FOR AN INCOMPLETE SOLUTION.WEB: WWW.BEASENSORS.COM

BEA
 We open up New Horizons
 HALMA GROUP COMPANY
 100 ENTERPRISE DRIVE
 PITTSBURGH, PA 15275
 PHONE: (412) 249-4100
 FAX: (412) 249-4101
 EMAIL: www.beasensors.com

TITLE: BESAM 405 LOW ENERGY OPERATOR ETIK 1 CONTROL WITH LE-21, APPROACH/ SAFETY SIDE SUPERSkans

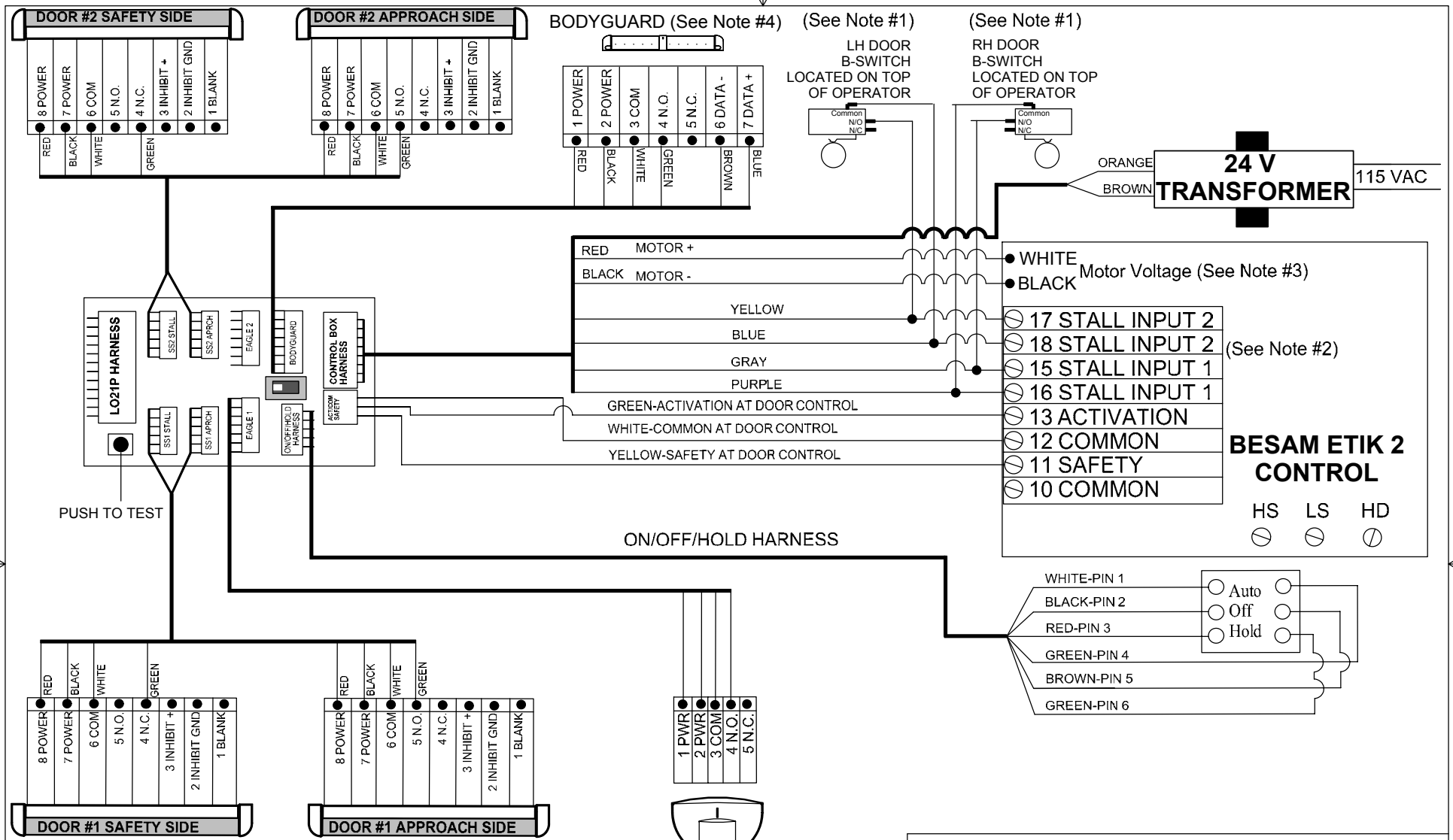
SIZE: A	DRAWN BY: TUC	REV BY: TUC	PART NO: 80.0201.01
	SCALE: NONE	DATE: 18 NOV 2005	SHEET 1 OF 1



- NOTES: 1) ADDITIONALLY, PERFORM ALL WIRING AT MICROCELL CONTROL BOX PER THE RESPECTIVE USERS GUIDE.
 2) ON THE MASTER CONTROL SET PMD FUNCTIONS F13 & F14 TO a, F16=05, F17=00, F18=00, F19 = b, F20=a, F12 TO 3 DEGREES LESS THAN F10.
 3) ON THE SLAVE CONTROL SET PMD FUNCTION F13 & F14=a, F17=00, F18=00, F19 = b, F20 = a
 4) LO21B DIPSWITCH SETTINGS #1-5 LOCKOUT TIMING, #6 UP/ OFF, #7 UP/ OFF, #8 DOWN/ ON.
 5) CONFIRM ALL SYNC LINES ARE PRESENT. ADDING SYNC LINES MAY BE REQUIRED.

IF AFTER TROUBLESHOOTING A PROBLEM, A SATISFACTORY SOLUTION CANNOT BE ACHIEVED, PLEASE CALL B.E.A., INC. FOR FURTHER ASSISTANCE DURING EASTERN STANDARD TIME AT 1-800-523-2462 FROM 8AM - 5PM. FOR AFTER-HOURS, CALL EAST COAST: 1-866-836-1863 OR 1-800-407-4545 / MID-WEST: 1-888-308-8843 / WEST COAST: 1-888-419-2564. DO NOT LEAVE ANY PROBLEM UNRESOLVED. IF YOU MUST WAIT FOR THE FOLLOWING WORKDAY TO CALL B.E.A., LEAVE THE DOOR INOPERABLE UNTIL SATISFACTORY REPAIRS CAN BE MADE. NEVER SACRIFICE THE SAFE OPERATION OF THE AUTOMATIC DOOR OR GATE FOR AN INCOMPLETE SOLUTION.WEB: WWW.BEASENSORS.COM

		100 ENTERPRISE DRIVE PITTSBURGH, PA 15275 PHONE: (412) 249-4100 FAX: (412) 249-4101 EMAIL: www.beasensors.com	
TITLE: BESAM MP CONTROL VER.6.3 DUAL WITH PASSPORT and MICROCELL SAFETY BEAM			
SIZE: B	DRAWN BY: TUC	REV BY: TUC	PART NO: 80.0202.01
SCALE: NONE	DATE: 18 NOV 2005	SHEET: 1 OF 1	



- NOTES: 1) WHEN REQUIRED, SET B-SWITCH TO NORMALLY OPEN PIN AND VERIFY IT CLOSES AT APPROX. 65-70 DEGREES.
 2) INSTALL A JUMPER WIRE ON PINS 17 & 18 IF SINGLE DOOR. WIRE SAFETY SIDE SUPERSkans N.C. ON TERMINAL 4 & 6.
 3) RH MOTOR SHOWN, REVERSE MOTOR SWITCH ON PARALLINK FOR LH MOTOR.
 4) BODYGUARD MUST BE PROGRAMMED TO RELAY VALUE 2. DEFAULT IS 1.

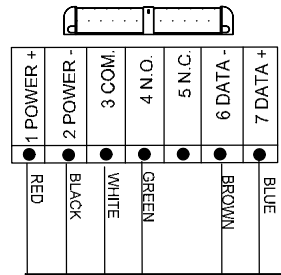
IF AFTER TROUBLESHOOTING A PROBLEM, A SATISFACTORY SOLUTION CANNOT BE ACHIEVED, PLEASE CALL B.E.A., INC. FOR FURTHER ASSISTANCE DURING EASTERN STANDARD TIME AT 1-800-523-2462 FROM 8AM - 5PM. FOR AFTER-HOURS, CALL EAST COAST: 1-866-836-1863 OR 1-800-407-4545 / MID-WEST: 1-888-308-8843 / WEST COAST: 1-888-419-2564. DO NOT LEAVE ANY PROBLEM UNRESOLVED. IF YOU MUST WAIT FOR THE FOLLOWING WORKDAY TO CALL B.E.A., LEAVE THE DOOR INOPERABLE UNTIL SATISFACTORY REPAIRS CAN BE MADE. NEVER SACRIFICE THE SAFE OPERATION OF THE AUTOMATIC DOOR OR GATE FOR AN INCOMPLETE SOLUTION. WEB: WWW.BEASENSORS.COM

BEA
 We open up New Horizons
 HALMA GROUP COMPANY
 100 ENTERPRISE DRIVE
 PITTSBURGH, PA 15275
 PHONE: (412) 249-4100
 FAX: (412) 249-4101
 EMAIL: www.beasensors.com

TITLE: PARALLINK, BESAM SWINGMASTER/ETIK 2 CONTROL

SIZE: A	DRAWN BY: TUC	REV BY: TUC	PART NO: 80.0217.01
	SCALE: NONE	DATE: 19 SEP 2005	SHEET 1 OF 1

BODYGUARD (See Note #4)

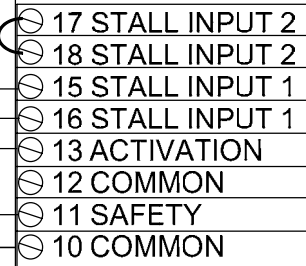


ORANGE
BROWN



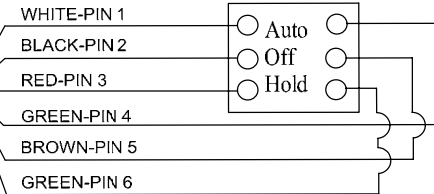
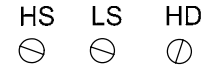
RED MOTOR +
BLACK MOTOR -
YELLOW/SS2 STALL/N.O.
BLUE/SS2 STALL/COM.
GRAY/SS1 STALL/N.O.
PURPLE/SS1 STALL/COM.

WHITE Motor Voltage (See Note #3)
BLACK

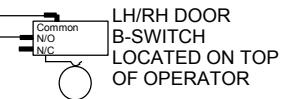


(See Note #2)

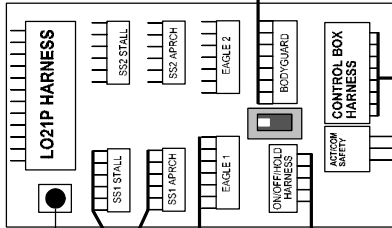
BESAM ETIK 1 CONTROL



(See Note #1)



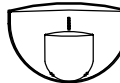
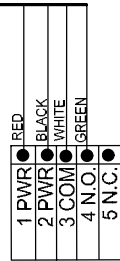
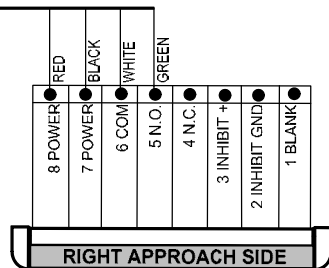
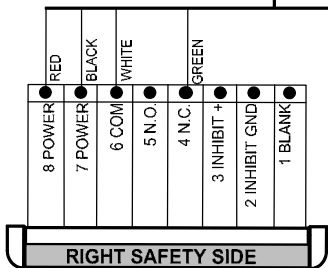
ON/OFF/HOLD HARNESS



PUSH TO TEST

SAFETY DOOR #1

APPROACH DOOR #1



EAGLE

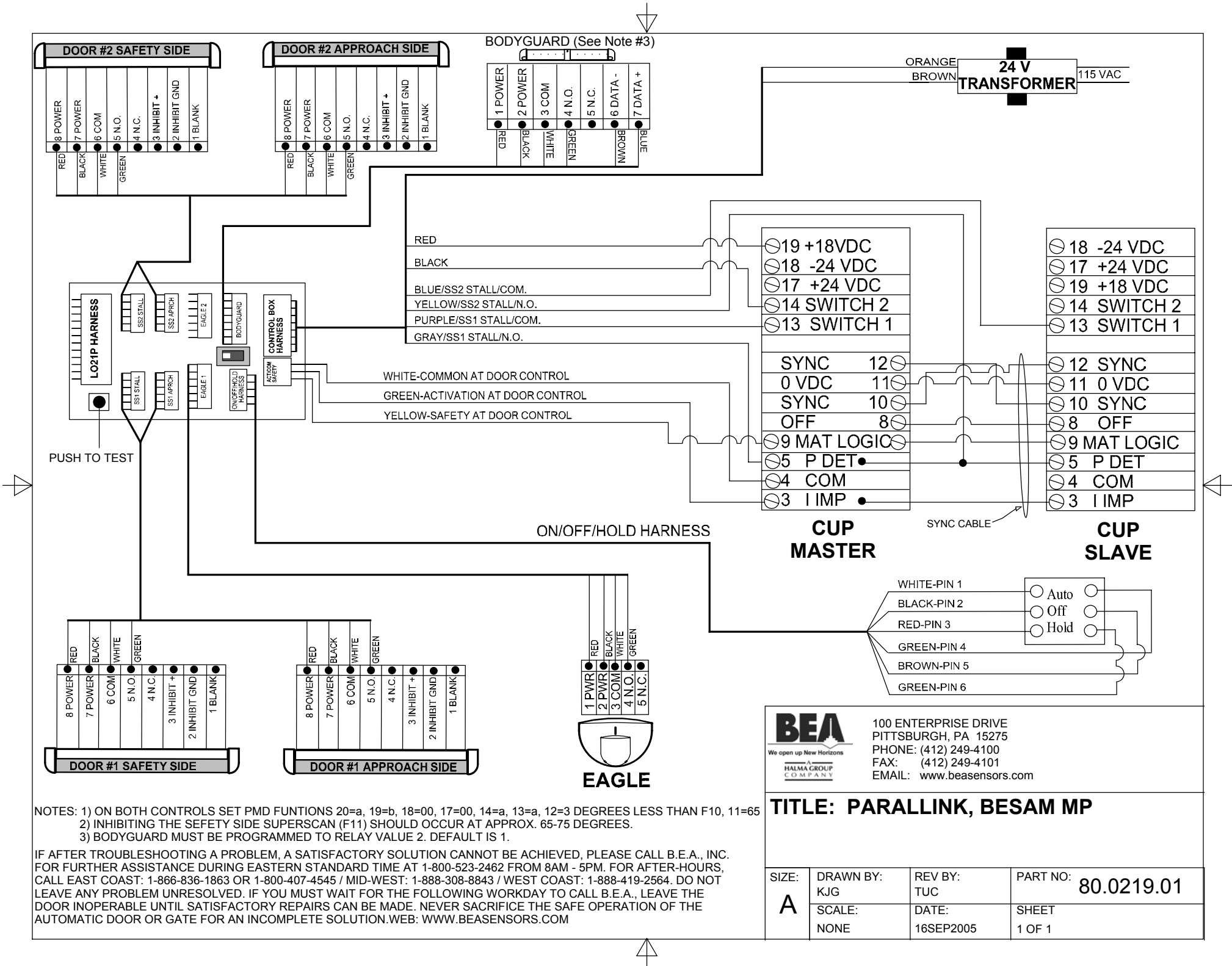
- NOTES: 1) WHEN REQUIRED, SET B-SWITCH TO NORMALLY OPEN PIN AND VERIFY IT CLOSSES AT APPROX. 65-70 DEGREES.
 2) INSTALL A JUMPER WIRE ON PINS 17 & 18 IF SINGLE DOOR. WIRE SAFETY SIDE SUPERSkans N.C. ON TERMINAL 4 & 6
 3) RH MOTOR SHOWN, REVERSE MOTOR SWITCH ON PARALLINK FOR LH MOTOR.
 4) BODYGUARD MUST BE PROGRAMMED TO RELAY VALUE 2. DEFAULT IS 1.

IF AFTER TROUBLESHOOTING A PROBLEM, A SATISFACTORY SOLUTION CANNOT BE ACHIEVED, PLEASE CALL B.E.A., INC. FOR FURTHER ASSISTANCE DURING EASTERN STANDARD TIME AT 1-800-523-2462 FROM 8AM - 5PM. FOR AFTER-HOURS, CALL EAST COAST: 1-866-836-1863 OR 1-800-407-4545 / MID-WEST: 1-888-308-8843 / WEST COAST: 1-888-419-2564. DO NOT LEAVE ANY PROBLEM UNRESOLVED. IF YOU MUST WAIT FOR THE FOLLOWING WORKDAY TO CALL B.E.A., LEAVE THE DOOR INOPERABLE UNTIL SATISFACTORY REPAIRS CAN BE MADE. NEVER SACRIFICE THE SAFE OPERATION OF THE AUTOMATIC DOOR OR GATE FOR AN INCOMPLETE SOLUTION. WEB: WWW.BEASENSORS.COM

BEA
 We open up New Horizons
 A HALMA GROUP COMPANY
 100 ENTERPRISE DRIVE
 PITTSBURGH, PA 15275
 PHONE: (412) 249-4100
 FAX: (412) 249-4101
 EMAIL: www.beasensors.com

TITLE: PARALLINK, BESAM SWINGMASTER ETIK 1 CONTROL

SIZE: A	DRAWN BY: KJG	REV BY: TUC	PART NO: 80.0218.01
	SCALE: NONE	DATE: 19SEP2005	SHEET 1 OF 1



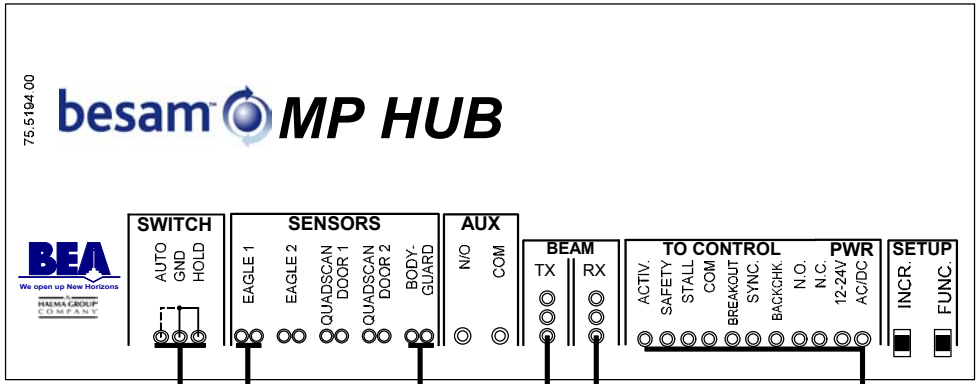
NOTES: 1) ON BOTH CONTROLS SET PMD FUNTIONS 20=a, 19=b, 18=00, 17=00, 14=a, 13=a, 12=3 DEGREES LESS THAN F10, 11=65
 2) INHIBITING THE SAFETY SIDE SUPERSCAN (F11) SHOULD OCCUR AT APPROX. 65-75 DEGREES.
 3) BODYGUARD MUST BE PROGRAMMED TO RELAY VALUE 2. DEFAULT IS 1.

IF AFTER TROUBLESHOOTING A PROBLEM, A SATISFACTORY SOLUTION CANNOT BE ACHIEVED, PLEASE CALL B.E.A., INC. FOR FURTHER ASSISTANCE DURING EASTERN STANDARD TIME AT 1-800-523-2462 FROM 8AM - 5PM. FOR AFTER-HOURS, CALL EAST COAST: 1-866-836-1863 OR 1-800-407-4545 / MID-WEST: 1-888-308-8843 / WEST COAST: 1-888-419-2564. DO NOT LEAVE ANY PROBLEM UNRESOLVED. IF YOU MUST WAIT FOR THE FOLLOWING WORKDAY TO CALL B.E.A., LEAVE THE DOOR INOPERABLE UNTIL SATISFACTORY REPAIRS CAN BE MADE. NEVER SACRIFICE THE SAFE OPERATION OF THE AUTOMATIC DOOR OR GATE FOR AN INCOMPLETE SOLUTION. WEB: WWW.BEASENSORS.COM

BEA
 We open up New Horizons
 A HALMA GROUP COMPANY
 100 ENTERPRISE DRIVE
 PITTSBURGH, PA 15275
 PHONE: (412) 249-4100
 FAX: (412) 249-4101
 EMAIL: www.beasensors.com

TITLE: PARALLINK, BESAM MP

SIZE: A	DRAWN BY: KJG	REV BY: TUC	PART NO: 80.0219.01
	SCALE: NONE	DATE: 16SEP2005	SHEET 1 OF 1

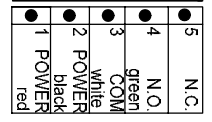
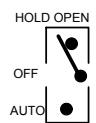


75.5194.00


besam MP HUB



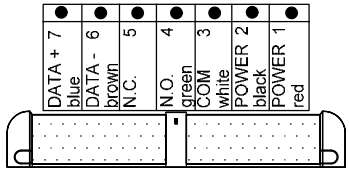
Pre-wired switch assembly



EAGLE



(SEE NOTE 1)



BODYGUARD

(SEE NOTE 3)



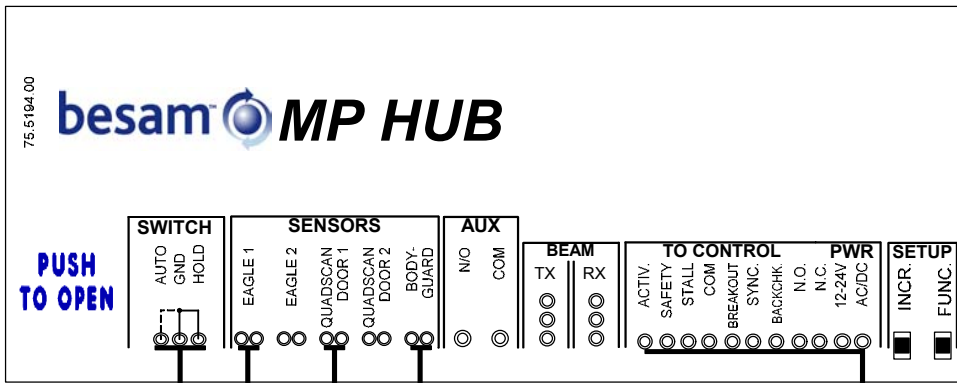
- NOTES:
1. IF A SECOND EAGLE IS REQUIRED, USE EAGLE 2 INPUT.
 2. THE SBK-30 BEAM SET (TX AND RX) CAN BE PLUGGED INTO EITHER CONNECTOR.
 3. IF A SECOND BODYGUARD IS REQUIRED, USE A "Y" HARNESS (20.5083).

IF AFTER TROUBLESHOOTING A PROBLEM, A SATISFACTORY SOLUTION CANNOT BE ACHIEVED, PLEASE CALL B.E.A., INC. FOR FURTHER ASSISTANCE DURING EASTERN STANDARD TIME AT 1-800-523-2462 FROM 8AM - 5PM. FOR AFTER-HOURS, CALL EAST COAST: 1-866-836-1863 OR 1-800-407-4545 / MID-WEST: 1-888-308-8843 / WEST COAST: 1-888-419-2564. DO NOT LEAVE ANY PROBLEM UNRESOLVED. IF YOU MUST WAIT FOR THE FOLLOWING WORKDAY TO CALL B.E.A., LEAVE THE DOOR INOPERABLE UNTIL SATISFACTORY REPAIRS CAN BE MADE. NEVER SACRIFICE THE SAFE OPERATION OF THE AUTOMATIC DOOR OR GATE FOR AN INCOMPLETE SOLUTION.WEB: WWW.BEASENSORS.COM

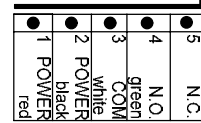
BEA 100 ENTERPRISE DRIVE
 PITTSBURGH, PA 15275
 PHONE: (412) 249-4100
 FAX: (412) 249-4101
 EMAIL: www.beasensors.com

TITLE: MP HUB WITH BODYGUARD III AND SBK-30 LOCKOUT BEAM

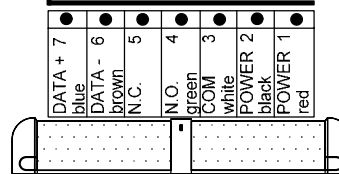
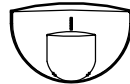
SIZE: A	DRAWN BY: KJG	REV BY: TUC	PART NO: 80.0236.00
	SCALE: NONE	DATE: 22 NOV 2005	SHEET 1 OF 1



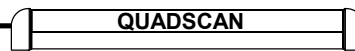
75.5194.00



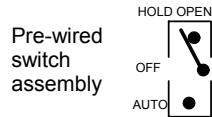
EAGLE



BODYGUARD



QUADSCAN



(SEE NOTE 1)



NOTES:

1. IF A SECOND EAGLE IS REQUIRED, USE EAGLE 2 INPUT.
2. THE SBK-30 BEAM SET (TX AND RX) CAN BE PLUGGED INTO EITHER CONNECTOR.
3. IF A SECOND BODYGUARD IS REQUIRED, USE A "Y" HARNESS (20.5083).

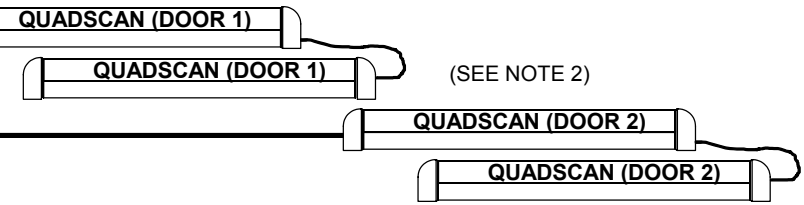
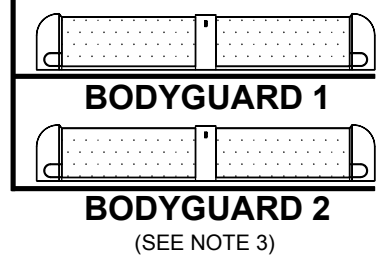
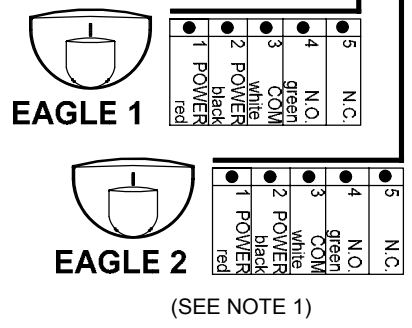
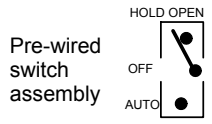
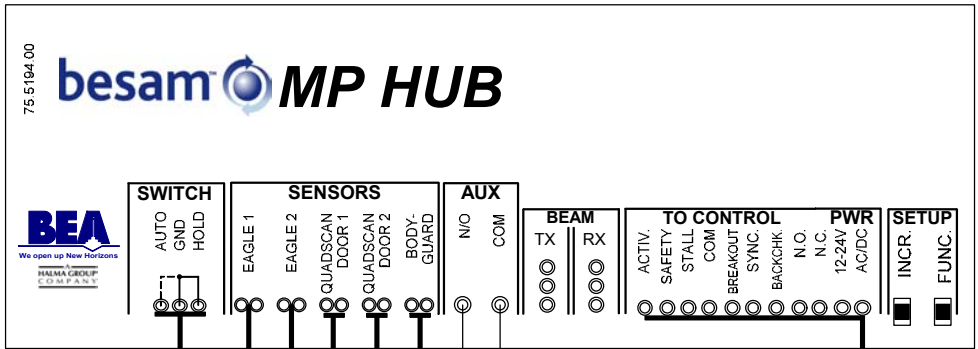
IF AFTER TROUBLESHOOTING A PROBLEM, A SATISFACTORY SOLUTION CANNOT BE ACHIEVED, PLEASE CALL B.E.A., INC. FOR FURTHER ASSISTANCE DURING EASTERN STANDARD TIME AT 1-800-523-2462 FROM 8AM - 5PM. FOR AFTER-HOURS, CALL EAST COAST: 1-866-836-1863 OR 1-800-407-4545 / MID-WEST: 1-888-308-8843 / WEST COAST: 1-888-419-2564. DO NOT LEAVE ANY PROBLEM UNRESOLVED. IF YOU MUST WAIT FOR THE FOLLOWING WORKDAY TO CALL B.E.A., LEAVE THE DOOR INOPERABLE UNTIL SATISFACTORY REPAIRS CAN BE MADE. NEVER SACRIFICE THE SAFE OPERATION OF THE AUTOMATIC DOOR OR GATE FOR AN INCOMPLETE SOLUTION. WEB: WWW.BEASENSORS.COM



100 ENTERPRISE DRIVE
 PITTSBURGH, PA 15275
 PHONE: (412) 249-4100
 FAX: (412) 249-4101
 EMAIL: www.beasensors.com

**TITLE: BESAM MP HUB WITH
 PASSPORT PLUS PACKAGE**

SIZE: A	DRAWN BY: KJG	REV BY: TUC	PART NO: 80.0237.00
	SCALE: NONE	DATE: 22 NOV 2005	SHEET 1 OF 1



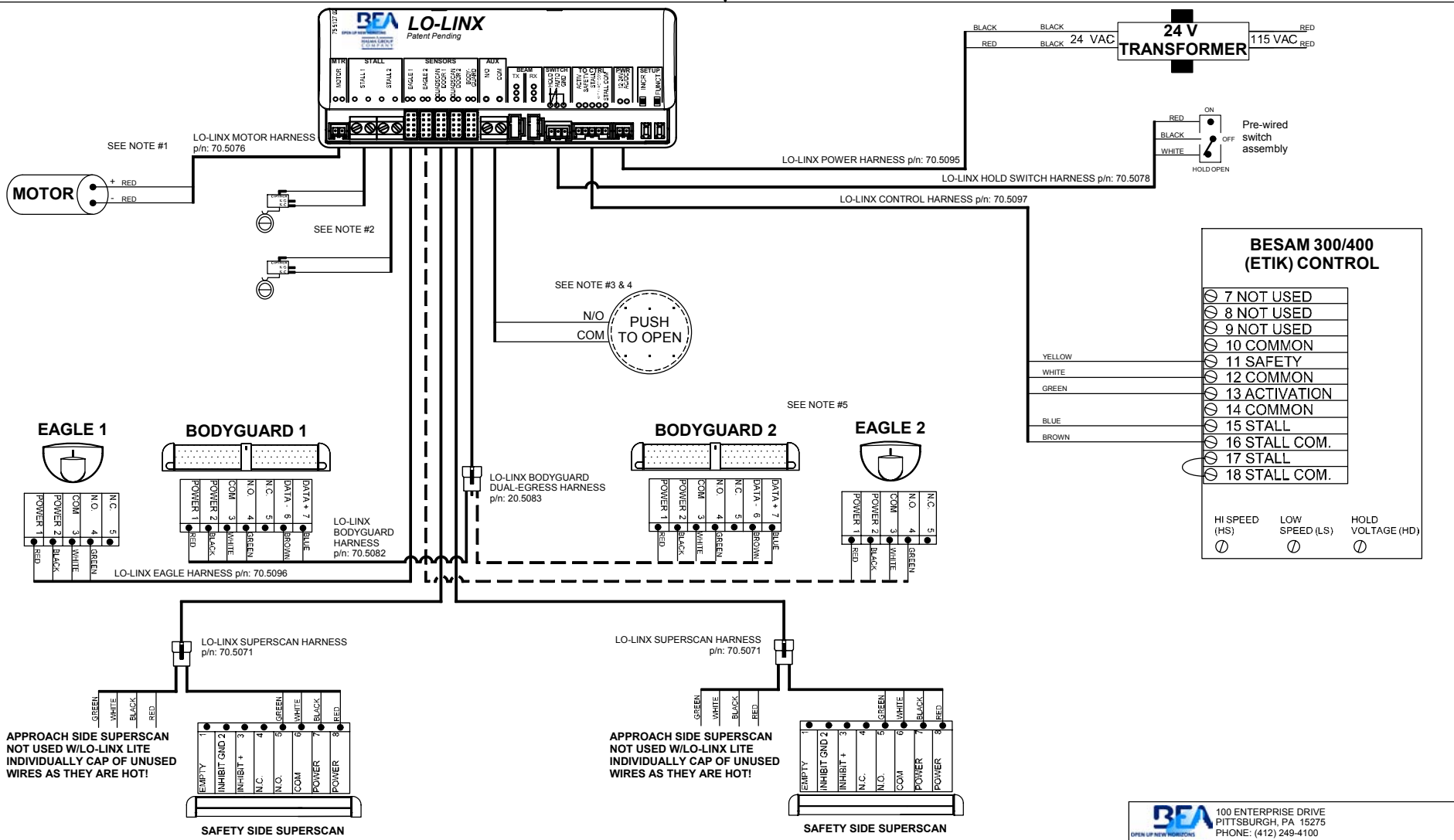
- NOTES:
1. EAGLE SENSORS ARE USED FOR SECONDARY ACTIVATION ONLY AND WILL NOT ALLOW ACTIVATION WHEN DOOR IS FULLY CLOSED.
 2. QUADSCANS CAN BE PLUGGED INTO EITHER CONNECTOR. HOWEVER, QUADSCAN DOOR 1 RELATES TO STALL 1 INPUT. QUADSCAN DOOR 2 RELATES TO STALL 2 INPUT. EACH INPUT HANDLES THE ACTIVATION AND STALL FOR THE RESPECTIVE DOOR.
 3. IF A SECOND BODYGUARD IS REQUIRED, USE A "Y" HARNESS (20.5083).
 4. THE KNOWING ACT SWITCH IS CONNECTED AT THE AUX INPUT AND CAN BE ANY DRY CONTACT DEVICE SUCH AS A PUSHPLATE, CARD READER, ETC. THE AUX INPUT IS REQUIRED FOR ALL INITIAL ACTIVATION WHEN FUNCTION FA ON THE MP HUB IS SET TO '01'.

IF AFTER TROUBLESHOOTING A PROBLEM, A SATISFACTORY SOLUTION CANNOT BE ACHIEVED, PLEASE CALL B.E.A., INC. FOR FURTHER ASSISTANCE DURING EASTERN STANDARD TIME AT 1-800-523-2462 FROM 8AM - 5PM. FOR AFTER-HOURS, CALL EAST COAST: 1-866-836-1863 OR 1-800-407-4545 / MID-WEST: 1-888-308-8843 / WEST COAST: 1-888-419-2564. DO NOT LEAVE ANY PROBLEM UNRESOLVED. IF YOU MUST WAIT FOR THE FOLLOWING WORKDAY TO CALL B.E.A., LEAVE THE DOOR INOPERABLE UNTIL SATISFACTORY REPAIRS CAN BE MADE. NEVER SACRIFICE THE SAFE OPERATION OF THE AUTOMATIC DOOR OR GATE FOR AN INCOMPLETE SOLUTION.WEB: WWW.BEASENSORS.COM

BEA 100 ENTERPRISE DRIVE
 PITTSBURGH, PA 15275
 PHONE: (412) 249-4100
 FAX: (412) 249-4101
 EMAIL: www.beasensors.com

**TITLE: MP HUB WITH PASSPORT PLUS
 DOUBLE-EGRESS PACKAGE WITH
 KNOWING ACT**

SIZE: A	DRAWN BY: KJG	REV BY: TUC	PART NO: 80.0238.00
	SCALE: NONE	DATE: 22 NOV 2005	SHEET 1 OF 1



BESAM 300/400 (ETIK) CONTROL

⊖ 7 NOT USED
⊖ 8 NOT USED
⊖ 9 NOT USED
⊖ 10 COMMON
⊖ 11 SAFETY
⊖ 12 COMMON
⊖ 13 ACTIVATION
⊖ 14 COMMON
⊖ 15 STALL
⊖ 16 STALL COM.
⊖ 17 STALL
⊖ 18 STALL COM.

HI SPEED (HS)	LOW SPEED (LS)	HOLD VOLTAGE (HD)
⊖	⊖	⊖

- NOTES:**
1. LO-LINX MOTOR HARNESS CONNECTION IS TIED IN PARALLEL TO EXISTING MOTOR LEADS OF 1 MOTOR ONLY. NO RESPECT TO POLARITY IS REQUIRED.
 2. EXTERNAL SWITCHES (OR "B" SWITCHES) ARE REQUIRED IF INHIBIT DESIRED AT SWING SIDE SUPERSCANS. SWITCH OPENS UPON INHIBIT POINT.
 3. THE KNOWING ACT SWITCH IS CONNECTED AT THE AUX INPUT AND CAN BE ANY DRY CONTACT DEVICE SUCH AS A PUSHPLATE, CARD READER, ETC. THE AUX INPUT IS REQUIRED FOR ALL INITIAL ACTIVATION WHEN FUNCTION FA ON THE LO-LINX IS SET TO '01'.
 4. SET LO-LINX FUNCTION "FS" TO 01.
 5. THE SECOND BODYGUARD AND EAGLE ARE PRIMARILY USED IN DUAL-EGRESS APPLICATIONS. IF A SECOND BODYGUARD IS REQUIRED, USE A "Y" HARNESS (20.5083).

BEA 100 ENTERPRISE DRIVE
 PITTSBURGH, PA 15275
 PHONE: (412) 249-4100
 FAX: (412) 249-4101
 EMAIL: www.beasensors.com

TITLE: BESAM SWINGMASTER 300/400 ETIK CONTROL W/LO-LINX-LITE

SIZE: B	DRAWN BY: JED	REV BY: TUC	PART NO: 80.0274.01
SCALE: NONE	DATE: 05/17/2007	SHEET 1 OF 1	

IF AFTER TROUBLESHOOTING A PROBLEM, A SATISFACTORY SOLUTION CANNOT BE ACHIEVED, PLEASE CALL BEA, INC. FOR FURTHER ASSISTANCE DURING EASTERN STANDARD TIME @ 1-800-523-2482 FROM 8AM - 5PM. FOR AFTER-HOURS, CALL EAST COAST: 1-866-638-1863 OR 1-800-407-4545 / MID-WEST: 1-888-388-8843 / WEST COAST: 1-888-419-2564. DO NOT LEAVE ANY PROBLEM UNRESOLVED. IF YOU MUST WAIT FOR THE FOLLOWING WORKDAY TO CALL BEA, LEAVE THE DOOR INOPERABLE UNTIL SATISFACTORY REPAIRS CAN BE MADE. NEVER SACRIFICE THE SAFE OPERATION OF THE AUTOMATIC DOOR OR GATE FOR AN INCOMPLETE SOLUTION. WEB: WWW.BEASENSORS.COM