

- NOTES: 1) OPTION SAFETY SIDE SUPERSCAN INHIBIT WITH MAGNETIC REED SWITCH.
 2) SWITCH MUST BE ADJUSTED TO OPEN AT APPROXIMATELY 70 DEGREES.
 3) LO-21 RED AND BLACK WIRES CONNECT TO THE SOLENOID VALVE.

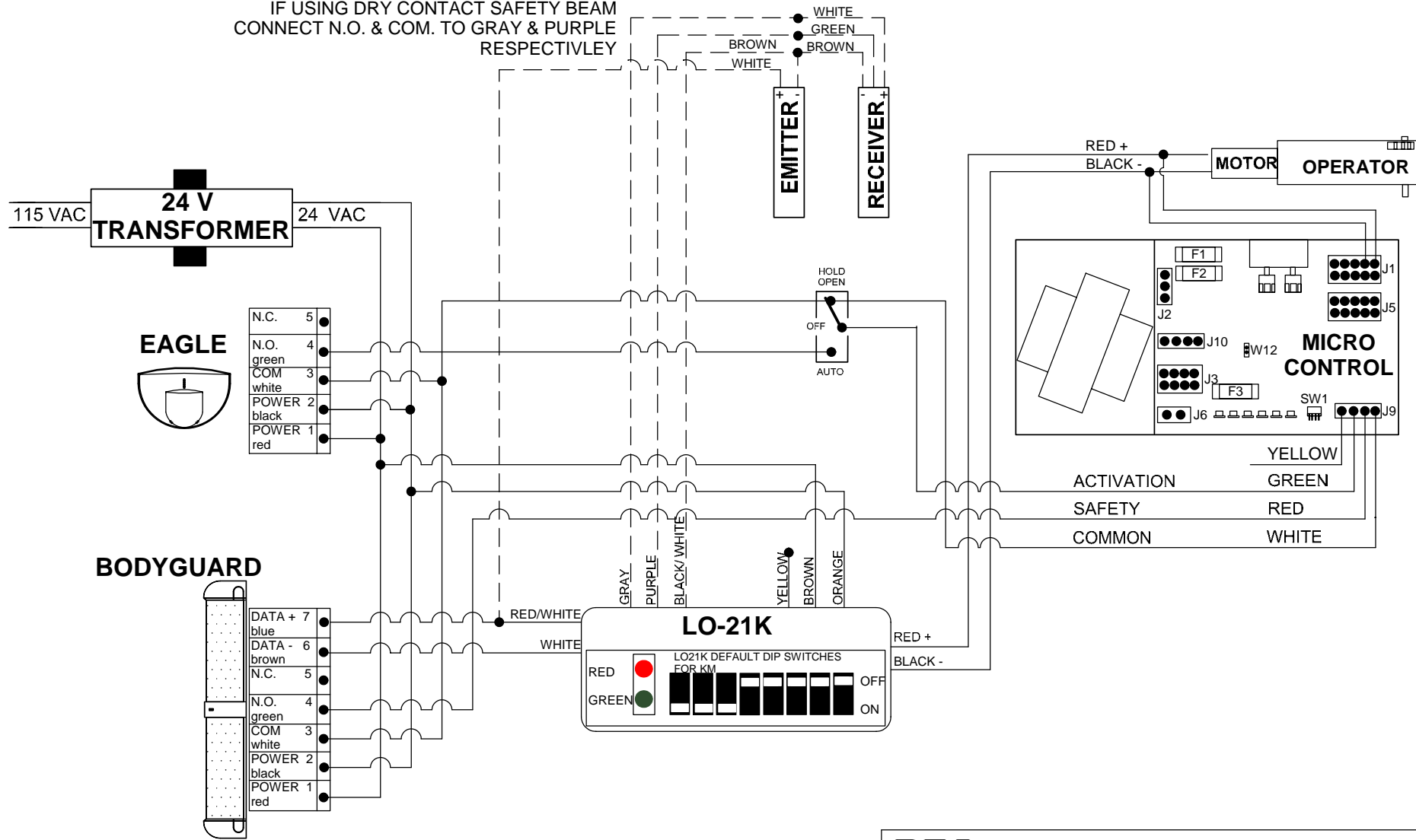


B.E.A., Inc.
 100 Enterprise Drive, Pittsburgh, PA 15275
 PH: (412) 249-4100 FAX: (412) 249-4101

TITLE: KM 2000 "B" CONTROL WITH EAGLE, BODYGUARD, SUPERSCANS, INHIBIT RELAY

SIZE:	CAGE CODE:	DWG NO:	FILE OF:	DRAWN BY:	REV:
A		80.0111	ENG'G	JED	01
SCALE:	DATE:		SHEET:		
NONE	05 JAN 04		1 OF 1		

IF USING DRY CONTACT SAFETY BEAM
CONNECT N.O. & COM. TO GRAY & PURPLE
RESPECTIVELY



- NOTES: 1) WIRE LO-21 RED / BLACK WIRES TO MICRO-SWITCH WHEN STACK OR LATCH ASSIST FUNCTIONS ARE TURNED ON. (SEE NOTE 2)
 2) AN ADDITIONAL MICROSWITCH WILL NEED INSTALLED ON OPERATOR ORIENTED 180 DEGREES FROM CLOSED LATCH SPEED SWITCH. THIS WILL PROVIDE PROPER VOLTAGE TO THE LO21K. CONTACT B.E.A. TECHNICAL SUPPORT FOR WIRING INFORMATION.
 3) SW-1 SETTINGS (UP IS OFF) 1. PUSH-N-GO 2. LATCH ASSIST 3. RATCHET FUNCTION 4. STACK PRESSURE.
 4) DUAL CONTROL SHOWN
 5) SW-1 CALIBRATION SWITCH REMOVE JUMPER AFTER 1ST ACTIVATION AFTER INITIAL POWER UP. STORE ON 1 POST.

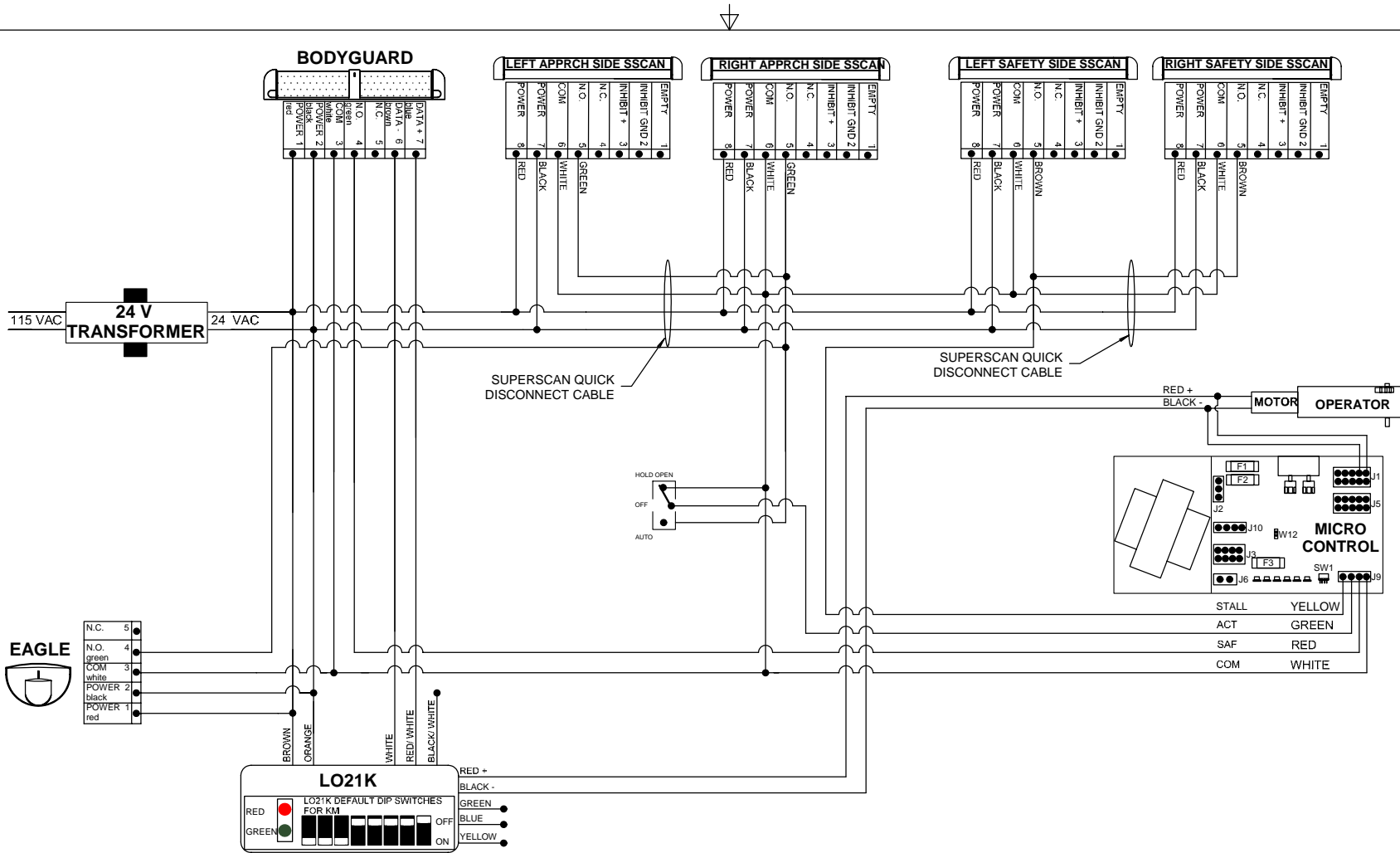
IF AFTER TROUBLESHOOTING A PROBLEM, A SATISFACTORY SOLUTION CANNOT BE ACHIEVED, PLEASE CALL B.E.A., INC. FOR FURTHER ASSISTANCE DURING EASTERN STANDARD TIME AT 1-800-523-2462 FROM 8AM - 5PM. FOR AFTER-HOURS, CALL EAST COAST: 1-866-836-1863 OR 1-800-407-4545 / MID-WEST: 1-888-308-8843 / WEST COAST: 1-888-419-2564. DO NOT LEAVE ANY PROBLEM UNRESOLVED. IF YOU MUST WAIT FOR THE FOLLOWING WORKDAY TO CALL B.E.A., LEAVE THE DOOR INOPERABLE UNTIL SATISFACTORY REPAIRS CAN BE MADE. NEVER SACRIFICE THE SAFE OPERATION OF THE AUTOMATIC DOOR OR GATE FOR AN INCOMPLETE SOLUTION. WEB: WWW.BEASENSORS.COM

BEA
 We open up New Horizons
 HALMA GROUP COMPANY

100 ENTERPRISE DRIVE
 PITTSBURGH, PA 15275
 PHONE: (412) 249-4100
 FAX: (412) 249-4101
 EMAIL: www.beasensors.com

**TITLE: KM 3100 "K" CONTROL WITH
 COMMANDER SYSTEM**

SIZE: A	DRAWN BY: KJG	REV BY: TUC	PART NO: 80.0134.01
	SCALE: NONE	DATE: 23 NOV 2005	SHEET 1 OF 1



- NOTES: 1) SW-1 SETTINGS (UP IS OFF) 1.PUSH-N-GO 2. LATCH ASSIST 3. RATCHET FUNCTION 4. STACK PRESSURE.
 2) DUAL CONTROL SHOWN
 3) SW-1 CALIBRATION SWITCH REMOVE JUMPER AFTER 1ST ACTIVATION AFTER INITIAL POWER UP. STORE ON 1 POST.

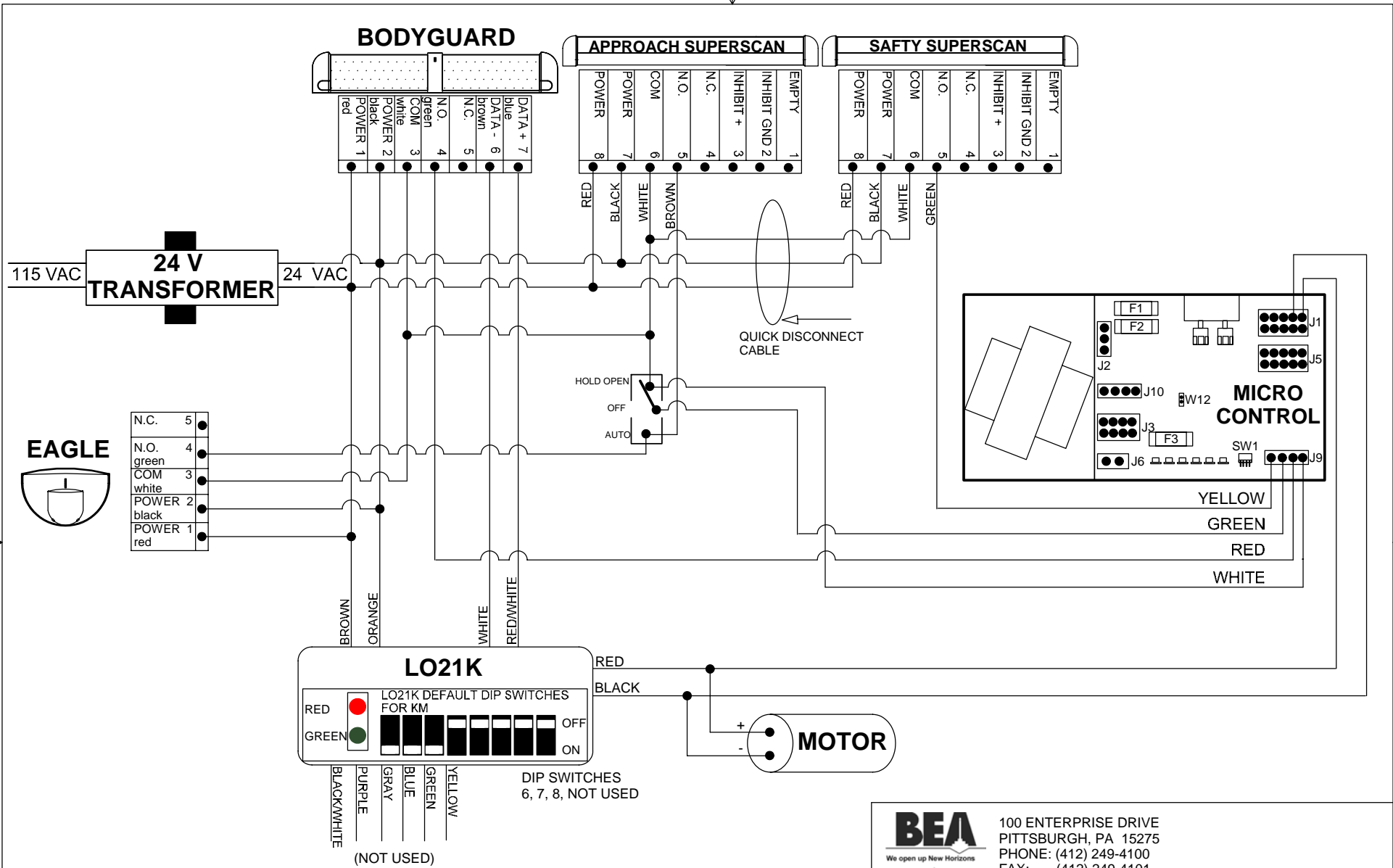
IF AFTER TROUBLESHOOTING A PROBLEM, A SATISFACTORY SOLUTION CANNOT BE ACHIEVED, PLEASE CALL B.E.A., INC. FOR FURTHER ASSISTANCE DURING EASTERN STANDARD TIME AT 1-800-523-2462 FROM 8AM - 5PM. FOR AFTER-HOURS, CALL EAST COAST: 1-866-836-1863 OR 1-800-407-4545 / MID-WEST: 1-888-308-8843 / WEST COAST: 1-888-419-2564. DO NOT LEAVE ANY PROBLEM UNRESOLVED. IF YOU MUST WAIT FOR THE FOLLOWING WORKDAY TO CALL B.E.A., LEAVE THE DOOR INOPERABLE UNTIL SATISFACTORY REPAIRS CAN BE MADE. NEVER SACRIFICE THE SAFE OPERATION OF THE AUTOMATIC DOOR OR GATE FOR AN INCOMPLETE SOLUTION.WEB: WWW.BEASENSORS.COM

BEA
 We open up New Horizons
 HAMA GROUP COMPANY

100 ENTERPRISE DRIVE
 PITTSBURGH, PA 15275
 PHONE: (412) 249-4100
 FAX: (412) 249-4101
 EMAIL: www.beasensors.com

**TITLE: KM 3000/3100 (MICRO) K-CONTROL
 LO21K, W/PARALLAX 2 SYSTEM
 Q-DISCONNECT ON APPROACH SIDE**

SIZE: B	DRAWN BY: KJG	REV BY: TUC	PART NO: 80.0176.02
SCALE: NONE	DATE: 01 DEC 2005	SHEET 1 OF 1	



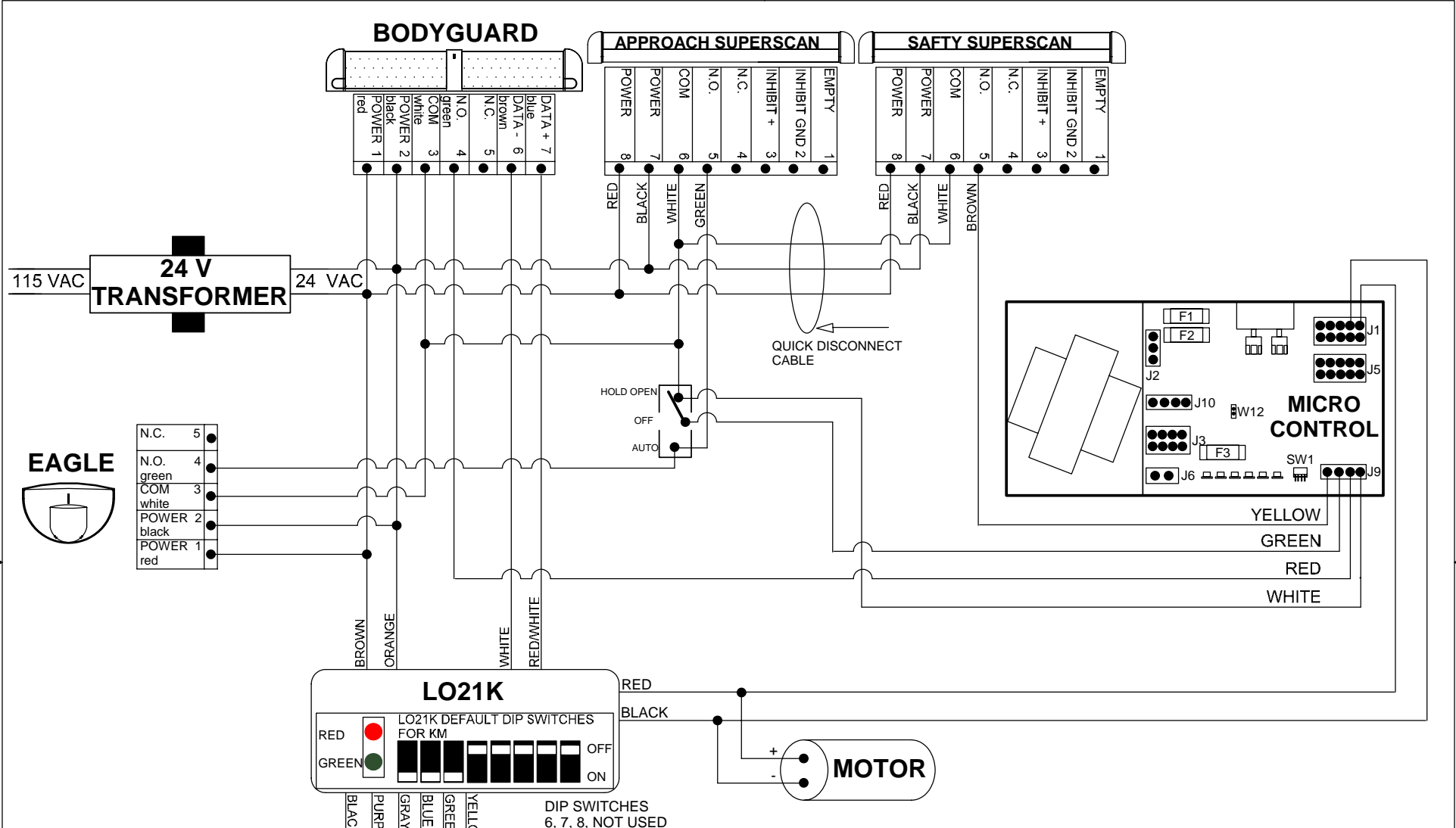
- NOTES: 1) SW-1 SETTINGS (UP IS OFF) 1.PUSH-N-GO=(OFF). 2. LATCH ASSIST=(OFF). 3. RATCHET FUNCTION=(OFF).4. STACK PRESSURE=(OFF).
 2) LO21K: DIP SWITCHES 6, 7, 8, NOT USED.
 3) SW-1 CALIBRATION SWITCH (LOCATED ON CONTROL) REMOVE JUMPER AFTER 1ST ACTIVATION AFTER INITIAL POWER UP. STORE ON 1 POST.

IF AFTER TROUBLESHOOTING A PROBLEM, A SATISFACTORY SOLUTION CANNOT BE ACHIEVED, PLEASE CALL B.E.A., INC. FOR FURTHER ASSISTANCE DURING EASTERN STANDARD TIME AT 1-800-523-2462 FROM 8AM - 5PM. FOR AFTER-HOURS, CALL EAST COAST: 1-866-836-1863 OR 1-800-407-4545 / MID-WEST: 1-888-308-8843 / WEST COAST: 1-888-419-2564. DO NOT LEAVE ANY PROBLEM UNRESOLVED. IF YOU MUST WAIT FOR THE FOLLOWING WORKDAY TO CALL B.E.A., LEAVE THE DOOR INOPERABLE UNTIL SATISFACTORY REPAIRS CAN BE MADE. NEVER SACRIFICE THE SAFE OPERATION OF THE AUTOMATIC DOOR OR GATE FOR AN INCOMPLETE SOLUTION.WEB: WWW.BEASENSORS.COM

BEA 100 ENTERPRISE DRIVE
 PITTSBURGH, PA 15275
 PHONE: (412) 249-4100
 FAX: (412) 249-4101
 EMAIL: www.beasensors.com

**TITLE: KM 3000/3100 (MICRO) K-CONTROL
 LO21K, W/PARALLAX 1 SYSTEM
 Q-Disconnect on Safety Side**

SIZE: A	DRAWN BY: TUC	REV BY: TUC	PART NO: 80.0210.01
	SCALE: NONE	DATE: 18 OCT 2005	SHEET 1 OF 1



- NOTES: 1) SW-1 SETTINGS (UP IS OFF) 1. PUSH-N-GO(OFF). 2. LATCH ASSIST(OFF). 3. RATCHET FUNCTION(OFF). 4. STACK PRESSURE(OFF).
 2) LO21K: DIP SWITCHES 6, 7, 8, NOT USED.
 3) SW-1 CALIBRATION SWITCH REMOVE JUMPER ON CONTROL AFTER 1ST ACTIVATION AFTER INITIAL POWER UP. STORE ON 1 POST.

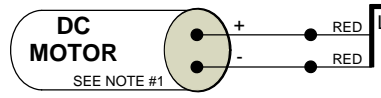
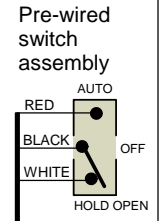
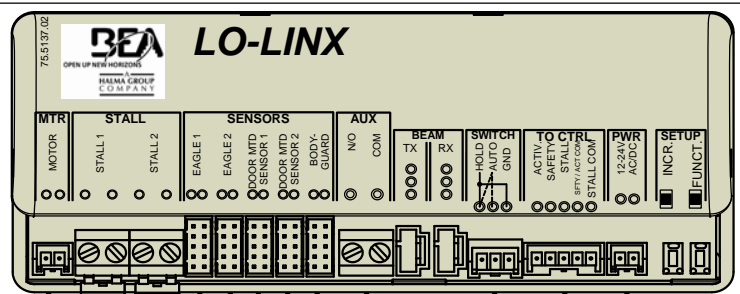
IF AFTER TROUBLESHOOTING A PROBLEM, A SATISFACTORY SOLUTION CANNOT BE ACHIEVED, PLEASE CALL B.E.A., INC. FOR FURTHER ASSISTANCE DURING EASTERN STANDARD TIME AT 1-800-523-2462 FROM 8AM - 5PM. FOR AFTER-HOURS, CALL EAST COAST: 1-866-836-1863 OR 1-800-407-4545 / MID-WEST: 1-888-308-8843 / WEST COAST: 1-888-419-2564. DO NOT LEAVE ANY PROBLEM UNRESOLVED. IF YOU MUST WAIT FOR THE FOLLOWING WORKDAY TO CALL B.E.A., LEAVE THE DOOR INOPERABLE UNTIL SATISFACTORY REPAIRS CAN BE MADE. NEVER SACRIFICE THE SAFE OPERATION OF THE AUTOMATIC DOOR OR GATE FOR AN INCOMPLETE SOLUTION.WEB: WWW.BEASENSORS.COM

BEA
 We open up New Horizons
 HALMA GROUP COMPANY
 100 ENTERPRISE DRIVE
 PITTSBURGH, PA 15275
 PHONE: (412) 249-4100
 FAX: (412) 249-4101
 EMAIL: www.beasensors.com

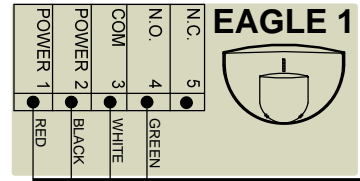
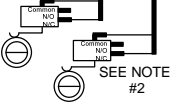
**TITLE: KM 3000/3100 (MICRO) K-CONTROL
 LO21K, W/PARALLAX 1 SYSTEM
 Q-Disconnect on Approach Side**

SIZE: A	DRAWN BY: TUC	REV BY: TUC	PART NO: 80.0211.01
	SCALE: NONE	DATE: 18 OCT 2005	SHEET 1 OF 1

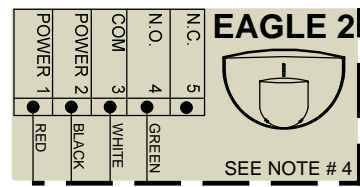
LO-LINX SWING	GREEN ACT.	WHITE COM.	YELLOW SAF.	BLUE STALL	BROWN STAL COM.
BESAM 300	13	12	11	15, 17	16, 18
BESAM M/P	3	4	9	5	13
DOM	YELLOW	GREY	BLUE	PURPLE	GREY
GT 300/400	BLACK	RED	WHITE	WHITE	RED
GT MAG	6 BLACK	5 RED	4 WHITE	3 VIOLET	5 RED
HORTON 4190	2	3, 6, 8	4	10	3, 6, 8
HUNTER	ACT.	RTN	SAF. 1	SAF. 2	RTN
KM K	GREEN	WHITE	RED	YELLOW	WHITE
STANLEY "L"	ORANGE	YELLOW	RED	BLUE	YELLOW
STANLEY M/P	2	1, 8	7	7	1, 8
STANLEY 521	TB4-4	TB4-3	TB3-8	TB3-4	TB3-3
TORMAX TTXII	5	4	13	14	15



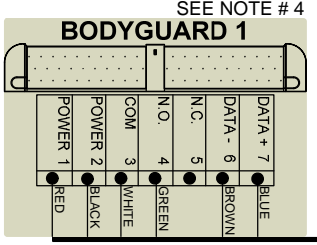
LO-LINX MOTOR HARNESS p/n: 20.5076



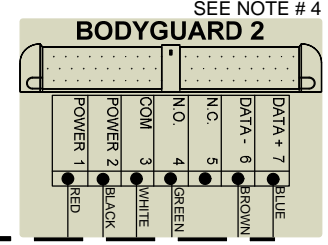
LO-LINX EAGLE HARNESS p/n: 20.5096



SEE NOTE # 4

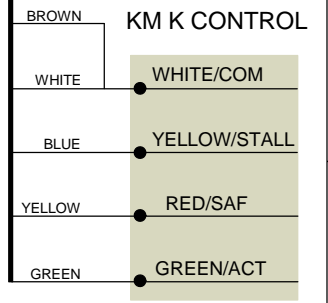
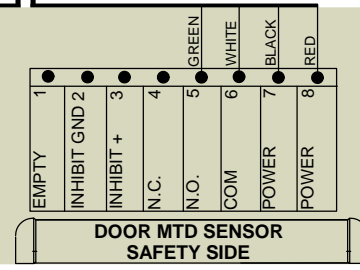
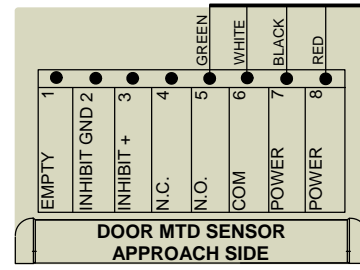
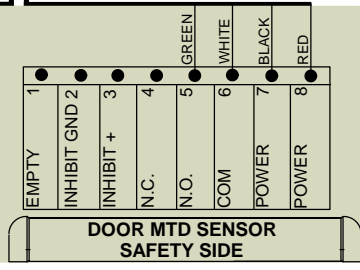
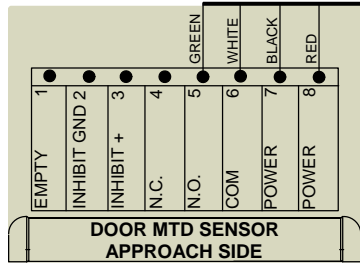


SEE NOTE # 4



SEE NOTE # 4

LO-LINX SUPERSCAN HARNESS p/n: 70.5071



NOTES:

1. MOTOR CONNECTION IS TIED IN PARALLEL TO EXISTING MOTOR LEADS. NO RESPECT TO PALARITY IS REQUIRED.
2. EXTERNAL SWITCHES ARE REQUIRED IF INHIBIT DESIRED AT SWING SIDE SUPERSCANS, SWITCH OPENS UPON INHIBIT POINT.
3. THE KNOWING ACT SWITCH IS CONNECTED AT THE AUX INPUT AND CAN BE ANY DRY CONTACT DEVICE SUCH AS A PUSHPLATE, CARD READER, ETC. THE AUX INPUT IS REQUIRED FOR ALL INITIAL ACTIVATION WHEN FUNCTION 'FA' ON THE LO-LINX IS SET TO '01'.
4. THE SECOND BODYGUARD AND EAGLE ARE PRIMARILY USED IN DUAL-EGRESS APPLICATIONS. ENSURE BODYGUARD RELAY VALUE IS SET TO 2.

IF AFTER TROUBLESHOOTING A PROBLEM, A SATISFACTORY SOLUTION CANNOT BE ACHIEVED, PLEASE CALL B.E.A., INC. FOR FURTHER ASSISTANCE DURING EASTERN STANDARD TIME AT 1-800-523-2462 FROM 8AM - 5PM. FOR AFTER-HOURS, CALL EAST COAST: 1-866-836-1863 OR 1-800-407-4545 / MID-WEST: 1-888-308-8843 / WEST COAST: 1-888-419-2564. DO NOT LEAVE ANY PROBLEM UNRESOLVED. IF YOU MUST WAIT FOR THE FOLLOWING WORKDAY TO CALL B.E.A., LEAVE THE DOOR INOPERABLE UNTIL SATISFACTORY REPAIRS CAN BE MADE. NEVER SACRIFICE THE SAFE OPERATION OF THE AUTOMATIC DOOR OR GATE FOR AN INCOMPLETE SOLUTION.WEB: WWW.BEASENSORS.COM

OPEN UP NEW HORIZONS
A HALMA GROUP COMPANY

100 ENTERPRISE DRIVE
PITTSBURGH, PA 15275
PHONE: (412) 249-4100
FAX: (412) 249-4101
EMAIL: www.beasensors.com

TITLE: KM "K" CONTROL
LO-LINX SYSTEM

SIZE: A	DRAWN BY: JED	REV BY: TUC	PART NO: 80.0286.01
SCALE: NONE	DATE: 10/15/2007	SHEET 1 OF 1	