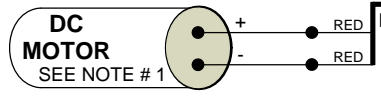
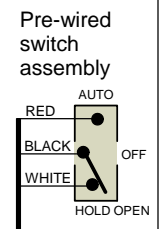

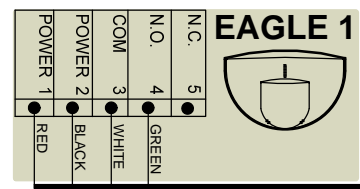


LO-LINX SWING	GREEN ACT.	WHITE COM.	YELLOW SAF.	BLUE STALL	BROWN STAL COM.
BESAM 300	13	12	11	15, 17	16, 18
BESAM M/P	3	4	9	5	13
DOM	YELLOW	GREY	BLUE	PURPLE	GREY
GT 300/400	BLACK	RED	WHITE	WHITE	RED
GT MAG	6 BLACK	5 RED	4 WHITE	3 VIOLET	5 RED
HORTON 4190	2	3, 6, 8	4	10	3, 6, 8
HUNTER	ACT.	RTN	SAF. 1	SAF. 2	RTN
KM K	GREEN	WHITE	RED	YELLOW	WHITE
STANLEY "L"	ORANGE	YELLOW	RED	BLUE	YELLOW
STANLEY M/P	2	18	7	7	18
STANLEY 521	TB4-4	TB4-3	TB3-8	TB3-4	TB3-3
TORMAX TTXII	5	4	13	14	15

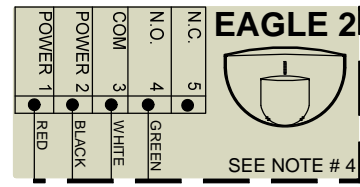


LO-LINX MOTOR HARNESS p/n: 20.5076

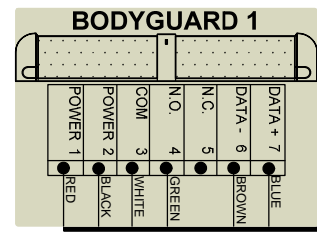
SEE NOTE #2



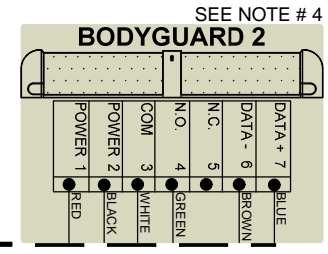
LO-LINX EAGLE HARNESS p/n: 20.5096



SEE NOTE #4



LO-LINX SUPERSCAN HARNESS p/n: 70.5071

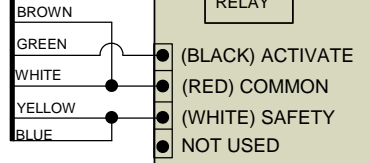


SEE NOTE #4

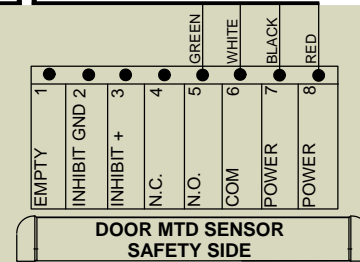
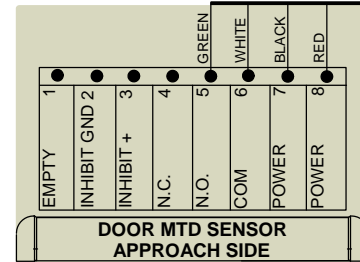
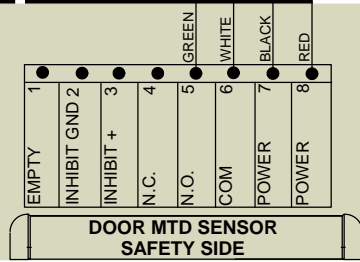
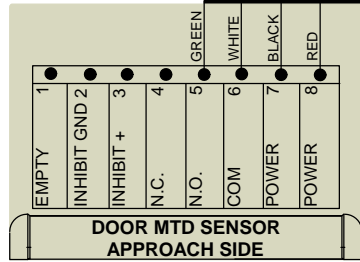
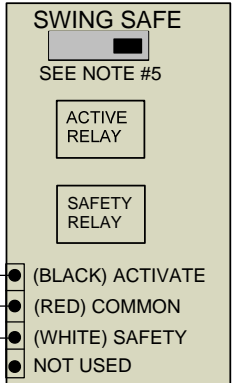
LO-LINX CONTROL HARNESS p/n: 20.5097

BODYGUARD (Y) HARNESS USED FOR DUAL-EGRESS APPLICATIONS

SEE NOTE #3



**300-400 GYRO-TECH SWING CONTROL**



- NOTES:
1. MOTOR CONNECTION IS TIED IN PARALLEL TO EXISTING MOTOR LEADS. NO RESPECT TO PALARITY IS REQUIRED.
  2. EXTERNAL SWITCHES ARE REQUIRED IF INHIBIT DESIRED AT SWING SIDE SUPERSkans, SWITCH OPENS UPON INHIBIT POINT.
  3. THE KNOWING ACT SWITCH IS CONNECTED AT THE AUX INPUT AND CAN BE ANY DRY CONTACT DEVICE SUCH AS A PUSHPLATE, CARD READER, ETC. THE AUX INPUT IS REQUIRED FOR ALL INITIAL ACTIVATION WHEN FUNCTION 'FA' ON THE LO-LINX IS SET TO '01'.
  4. THE SECOND BODYGUARD AND EAGLE ARE PRIMARILY USED IN DUAL-EGRESS APPLICATIONS. ENSURE BODYGUARD RELAY VALUE IS SET TO 2.
  5. SET DOOR CONTROL SLIDE SWITCH TO SWING SAFE.

IF AFTER TROUBLESHOOTING A PROBLEM, A SATISFACTORY SOLUTION CANNOT BE ACHIEVED, PLEASE CALL B.E.A., INC. FOR FURTHER ASSISTANCE DURING EASTERN STANDARD TIME AT 1-800-523-2462 FROM 8AM - 5PM. FOR AFTER-HOURS, CALL EAST COAST: 1-866-836-1863 OR 1-800-407-4545 / MID-WEST: 1-888-308-8843 / WEST COAST: 1-888-419-2564. DO NOT LEAVE ANY PROBLEM UNRESOLVED. IF YOU MUST WAIT FOR THE FOLLOWING WORKDAY TO CALL B.E.A., LEAVE THE DOOR INOPERABLE UNTIL SATISFACTORY REPAIRS CAN BE MADE. NEVER SACRIFICE THE SAFE OPERATION OF THE AUTOMATIC DOOR OR GATE FOR AN INCOMPLETE SOLUTION. WEB: WWW.BEASENSORS.COM

BEA  
OPEN UP NEW HORIZONS  
HALMA GROUP COMPANY

100 ENTERPRISE DRIVE  
PITTSBURGH, PA 15275  
PHONE: (412) 249-4100  
FAX: (412) 249-4101  
EMAIL: www.beasensors.com

**TITLE: GYROTECH ANALOG 300-400 LO-LINX SYSTEM**

SIZE: A	DRAWN BY: JED	REV BY: TUC	PART NO: 80.0282.01
SCALE: NONE	DATE: 10/15/2007	SHEET 1 OF 1	