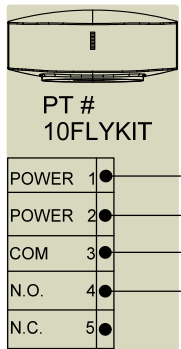
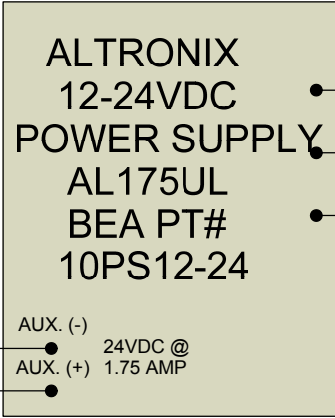


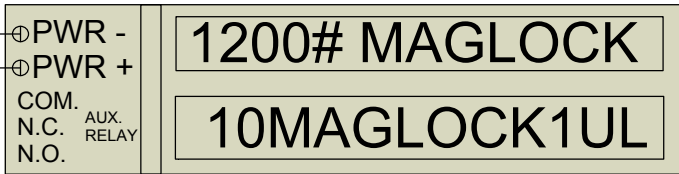
RED
BLACK
YELLOW
GREEN
WHITE



SEE NOTE 2



SEE NOTE 1



NOTES:

- 1) SEE BR3 USER'S GUIDE PAGE 7 FOR WIRING AND PROGRAMMING FUNCTION 25. RELAY 2 CAN BE USED TO ACTIVATE AN AUTOMATIC DOOR IF NEEDED.
- 2) SEE FLY USER'S GUIDE FOR MORE INFORMATION.

IF AFTER TROUBLESHOOTING A PROBLEM, A SATISFACTORY SOLUTION CANNOT BE ACHIEVED, PLEASE CALL B.E.A., INC. FOR FURTHER ASSISTANCE DURING EASTERN STANDARD TIME AT 1-800-523-2462 FROM 8AM - 5PM. FOR AFTER-HOURS, CALL EAST COAST: 1-866-836-1863 OR 1-800-407-4545 / MID-WEST: 1-888-308-8843 / WEST COAST: 1-888-419-2564. DO NOT LEAVE ANY PROBLEM UNRESOLVED. IF YOU MUST WAIT FOR THE FOLLOWING WORKDAY TO CALL B.E.A., LEAVE THE DOOR INOPERABLE UNTIL SATISFACTORY REPAIRS CAN BE MADE. NEVER SACRIFICE THE SAFE OPERATION OF THE AUTOMATIC DOOR OR GATE FOR AN INCOMPLETE SOLUTION. WEB: WWW.BEASENSORS.COM

		100 ENTERPRISE DRIVE PITTSBURGH, PA 15275 PHONE: (412) 249-4100 FAX: (412) 249-4101 EMAIL: www.beasensors.com	
<p>TITLE: ACCESS CONTROL PACKAGE 2 (10ACP12F)</p>			
SIZE: A	DRAWN BY: WJR	REV BY: DATE: 01/10/2015	PART NO: 80.0375.00
	SCALE: NONE	SHEET 1 OF 1	