



4.75 INCH SQUARE PUSH PLATES

STAINLESS STEEL ACTUATORS

PRODUCT



[Go to the product page](#)

DESCRIPTION

BEA's **4.75 INCH SQUARE PUSH PLATES** improve overall door access, enhance accessibility for those with limited mobility or disabilities and seamlessly integrate with an automatic door's activation.

These ADA-compliant push plates are available in a variety of popular design options, including alternative accessibility artwork. This product may be hard wired to the door operator or connected to BEA's line of wireless transmitters.



Robust Design

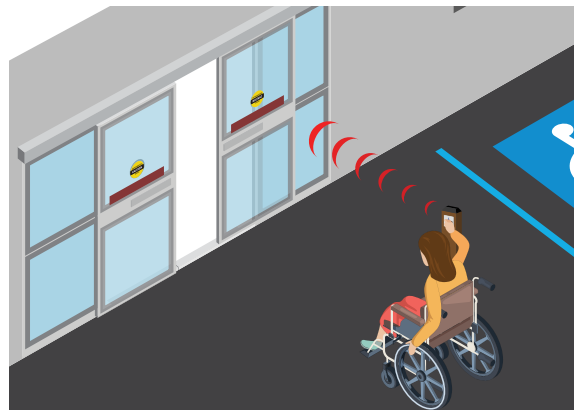
1/16 inch thick stainless steel for maximum durability

Vandal Resistant

Concealed fasteners to minimize vandalism

Available In Complete Kits

Complete kits available including plates, mounting boxes and optional wireless devices for ease of ordering



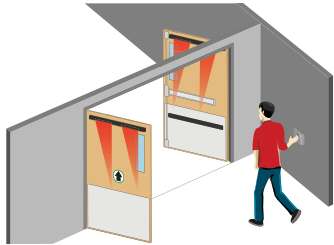
Enhances Accessibility

ADA-compliant push plates are available in a variety of popular face-plate graphic options

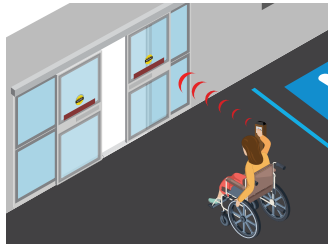
Highly Compatible And Customizable

Compatible with both surface and flush mount boxes; various text, graphic and logo options available

APPLICATIONS



Low Energy Doors



Wireless Compatibility



Request-To-Exit

TECHNICAL SPECIFICATIONS

Faceplate Material	16 gauge, 304 2B Stainless Steel
Backplate Material	1/8" thick, Aluminum
Mounting Screws	Stainless Steel, 6-32 x 1" & 8-32 x 1" Allen Head Size: 5/64
Cherry Switch	Single-pole, 15 A, COM / NO / NC, UL Recognized
Compatible Wireless Frequencies	900, 433 or 300 MHz

PRODUCT SERIES



10PBS

4.75" Square - "Push to Open" text only



10PBS1

4.75" Square - "Push to Open" text & handicap logo



10PBSLL

4.75" Square - Handicap logo only



10PBS10

4.75" Square - Plain face



10PBSE

4.75" Square - "Push to Exit" text only



10PBS1B

4.75" Square - "Push to Open" text & handicap logo - White text on blue plate



10PBS1SB

4.75" Square - "Push to Open" text & handicap logo - Blue text on satin brass plate



10PBS1BB

4.75" Square - "Push to Open" text & handicap logo - Blue text on bright brass plate



10PBS1AL

4.75" Square - "Push to Open" text & alternate handicap logo

20.0044

Screw kit for all 4 3/4" square plates include:
(2) #6 and (2) #8 screws
(2) flag connectors
(1) hex key

10BOX475SQFM

PBS series flush mount box
(4 3/4" square)

10BOX475SQSM

PBS series surface mount box
(4 3/4" square)

10WRSQ475

PBS series weather ring
(4 3/4" square)

DISCLAIMER Information is supplied upon the condition that the persons receiving it will make their own determination as to its suitability for their purposes prior to use. In no event will BEA be responsible for damages of any nature whatsoever resulting from the use of or reliance upon information from this document or the products to which the information refers. BEA has the right without liability to change descriptions and specifications at any time.

WWW.BEASENSORS.COM



BEA AMERICAS / RIDC Park West / 100 Enterprise Drive / Pittsburgh, PA
T 1-800-523-2462 / F 1-888-523-2462 / E info-us@BEAsensors.com

A Halma company