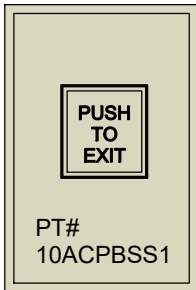
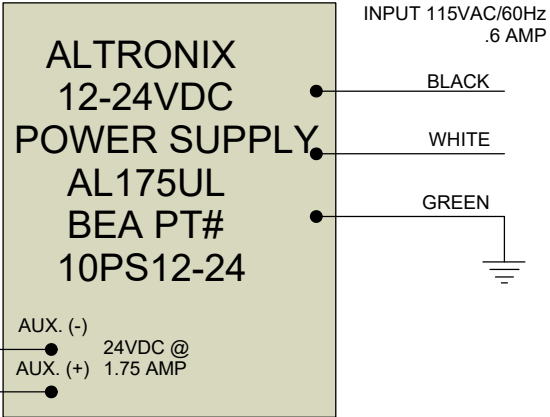

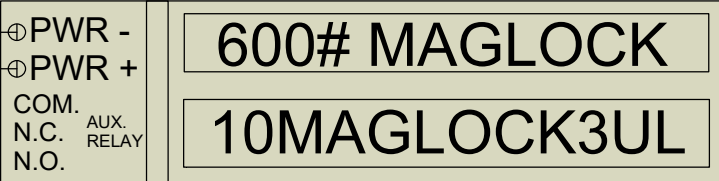


SEE NOTE 1



- RED -POWER
- BLACK-POWER
- WHITE/BLACK COM.1
- GREEN/BLACK-N.O.1
- YELLOW/BLACK-N.C. 1
- WHITE-COM. 2
- GREEN-N.O. 2
- YELLOW N.C. 2
- BLUE-CARD READER INPUT- DRY N.C. DIP SW 6 ON
- BLUE/WHITE-CARD READER INPUT- DRY N.C. DIP SW 6 ON
- ORANGE-REX INPUT- DRY N.O.
- ORANGE/WHITE-REX INPUT- DRY N.O.
- BROWN-DPS INPUT- DRY N.O. DIP SW 2 ON
- BROWN/WHITE-DPS INPUT- DRY N.O. DIP SW 2 ON



100 ENTERPRISE DRIVE  
 PITTSBURGH, PA 15275  
 PHONE: (412) 249-4100  
 FAX: (412) 249-4101  
 EMAIL: www.beasensors.com

**TITLE: ACCESS CONTROL PACKAGE 3 (10ACP6)**

SIZE: A	DRAWN BY: WJR	REV BY: WJR	PART NO: 80.0409.01
	SCALE: NONE	DATE: 07/18/2019	SHEET 1 OF 1

**NOTES:** 1) SEE BR3-X USER'S GUIDE PAGE 7 FOR WIRING AND PROGRAMMING FUNCTION 36. RELAY 2 CAN BE USED TO ACTIVATE AN AUTOMATIC DOOR IF NEEDED.  
 2) SEE R2E-100 USER'S GUIDE FOR MORE INFORMATION.

IF AFTER TROUBLESHOOTING A PROBLEM, A SATISFACTORY SOLUTION CANNOT BE ACHIEVED, PLEASE CALL B.E.A., INC. FOR FURTHER ASSISTANCE DURING EASTERN STANDARD TIME AT 1-800-523-2462 FROM 8AM - 5PM. FOR AFTER-HOURS, CALL EAST COAST: 1-866-836-1863 OR 1-800-407-4545 / MID-WEST: 1-888-308-8843 / WEST COAST: 1-888-419-2564. DO NOT LEAVE ANY PROBLEM UNRESOLVED. IF YOU MUST WAIT FOR THE FOLLOWING WORKDAY TO CALL B.E.A., LEAVE THE DOOR INOPERABLE UNTIL SATISFACTORY REPAIRS CAN BE MADE. NEVER SACRIFICE THE SAFE OPERATION OF THE AUTOMATIC DOOR OR GATE FOR AN INCOMPLETE SOLUTION.WEB: WWW.BEASENSORS.COM