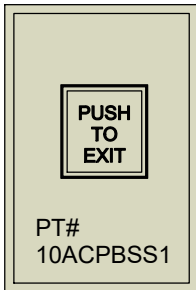
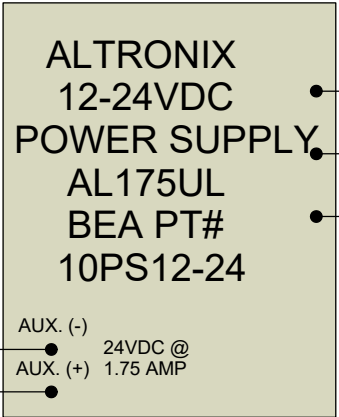
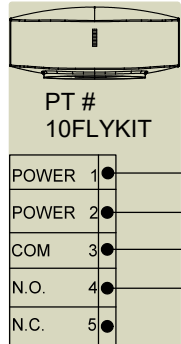


3 6



RED  
BLACK  
YELLOW-N.C.  
GREEN-N.O.  
WHITE-COM.

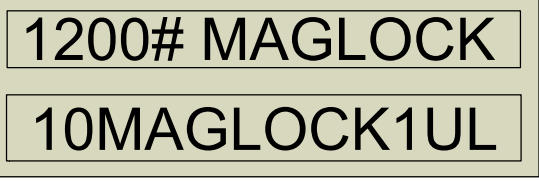
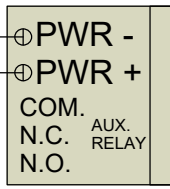
SEE NOTE 2



INPUT 115VAC/60Hz  
.6 AMP  
BLACK  
WHITE  
GREEN

AUX. (-) 24VDC @  
AUX. (+) 1.75 AMP

SEE NOTE 1



**NOTES:** 1) SEE BR3-X USER'S GUIDE PAGE 7 FOR WIRING AND PROGRAMMING FUNCTION 36. RELAY 2 CAN BE USED TO ACTIVATE AN AUTOMATIC DOOR IF NEEDED.  
2) SEE FLY USER'S GUIDE FOR MORE INFORMATION.

IF AFTER TROUBLESHOOTING A PROBLEM, A SATISFACTORY SOLUTION CANNOT BE ACHIEVED, PLEASE CALL B.E.A., INC. FOR FURTHER ASSISTANCE DURING EASTERN STANDARD TIME AT 1-800-523-2462 FROM 8AM - 5PM. FOR AFTER-HOURS, CALL EAST COAST: 1-866-836-1863 OR 1-800-407-4545 / MID-WEST: 1-888-308-8843 / WEST COAST: 1-888-419-2564. DO NOT LEAVE ANY PROBLEM UNRESOLVED. IF YOU MUST WAIT FOR THE FOLLOWING WORKDAY TO CALL B.E.A., LEAVE THE DOOR INOPERABLE UNTIL SATISFACTORY REPAIRS CAN BE MADE. NEVER SACRIFICE THE SAFE OPERATION OF THE AUTOMATIC DOOR OR GATE FOR AN INCOMPLETE SOLUTION. WEB: WWW.BEASENSORS.COM

100 ENTERPRISE DRIVE PITTSBURGH, PA 15275 PHONE: (412) 249-4100 FAX: (412) 249-4101 EMAIL: www.beasensors.com			
<b>TITLE: ACCESS CONTROL PACKAGE 2 (10ACP12F)</b>			
SIZE: <b>A</b>	DRAWN BY: WJR	REV BY: WJR	PART NO: <b>80.0412.00</b>
	SCALE: NONE	DATE: 08/27/2018	SHEET 1 OF 1